

Base DATA

Search Finance Sign In Web Mail

Enter Symbol Look Up

Wed, Mar 19, 2014, 10:54AM EDT - US Markets close in 5 hrs and 6 mins

Streaming

Dow ↑0.09% Nasdaq ↓0.22%



More On ALE

- QUOTES
- Summary
- Order Book
- Options
- Historical Prices

- CHARTS
- Interactive
- Basic Chart
- Basic Tech. Analysis

- NEWS & INFO
- Headlines
- Press Releases
- Company Events
- Message Boards
- Market Pulse

- COMPANY
- Profile
- Key Statistics
- SEC Filings
- Competitors
- Industry
- Components

- ANALYST COVERAGE
- Analyst Opinion
- Analyst Estimates
- Research Reports

- OWNERSHIP
- Major Holders
- Insider Transactions
- Insider Roster
- FINANCIALS
- Income Statement
- Balance Sheet
- Cash Flow

Get the big picture on all your investments.


Sync your Yahoo portfolio now

ALLETE, Inc. (ALE) - NYSE ★ Follow

51.28 ↓ 0.03 (0.06%) 10:53AM EDT - Nasdaq Real Time Price

Prev Close:	51.31	Day's Range:	51.05 - 51.38
Open:	51.25	52wk Range:	45.78 - 54.13
Bid:	51.30 x 100	Volume:	19,083
Ask:	51.36 x 100	Avg Vol (3m):	202,852
1y Target Est:	55.70	Market Cap:	2.10B
Beta:	0.78	P/E (ttm):	19.53
Earnings Date:	May 5 - May 9 (Est.)	EPS (ttm):	2.63
		Div & Yield:	1.96 (3.90%)

Allele, Inc. ALE



Quotes delayed, except where indicated otherwise. Currency in USD.

Headlines

- ALLETE INC Files SEC form 8-K, Other Events EDGAR Online (Tue, Mar 4)
- ALLETE Announces Pricing of Common Stock Offering Business Wire (Wed, Feb 26)
- ALLETE Announces Offering of Common Stock Business Wire (Tue, Feb 25)
- Siemens to Provide 64 Turbines to Allete Wind Project at Bloomberg (Tue, Feb 25)
- ALLETE INC Financials EDGAR Online Financials (Thu, Feb 20)
- ALLETE (ALE) is Overbought, What's Next? Zacks (Thu, Feb 20)
- ALLETE INC Files SEC form 8-K, Other Events, Financial Statements and Exhibits EDGAR Online (Tue, Feb 18)
- Midwest Stocks with Durable Competitive Advantages: A Wall Street Transcript Interview with Andrew R. Adams, CFA, CIC, Vice President of Mairs and Power, Inc., and Portfolio Manager of the Mairs and Power Small Cap Fund Wall Street Transcript (Mon, Feb 17)
- ALLETE Misses on Q4 Earnings Zacks (Fri, Feb 14)
- ALLETE'S CEO Discusses Q4 2013 Results - Earnings Call Transcript at Seeking Alpha (Fri, Feb 14)
- ALLETE Reports 2013 Financial Results Business Wire (Fri, Feb 14)
- ALLETE INC Files SEC form 10-K, Annual Report EDGAR Online (Fri, Feb 14)
- Q4 2013 ALLETE Inc Earnings Release - Before Market Open CCBN (Fri, Feb 14)
- ALLETE Up on Dividend Hike Zacks (Mon, Feb 3)
- ALLETE Clean Energy finalizes acquisition of wind farms for \$27M theflyonthewall.com (Fri, Jan 31)

» More Headlines for ALE

Add ALE Headlines to My Yahoo!

RECOMMENDED FOR YOU

Mortgage Rates Hit 2.6%

1 Strange Trick To Reduce Wrinkles

The 3 WORST foods for your digestion

New Rule in Texas

People viewing ALE also viewed: DUK AEP EXC T SO PPL

Select your broker ▼

Compare Brokers

Key Statistics

Forward P/E (1 yr):	15.47
P/S (ttm):	2.06
Ex-Dividend Date:	12-Feb-14

» More Key Statistics

Analysts

Press Releases

Search Finance Sign In Web Mail

Enter Symbol Look Up

Wed, Mar 19, 2014, 10:55AM EDT - US Markets close in 5 hrs and 5 mins

Streaming

Dow ↑0.11% Nasdaq ↓0.19%

More On LNT



- QUOTES
- Summary
- Order Book
- Options
- Historical Prices

CHARTS

- Interactive
- Basic Chart
- Basic Tech. Analysis
- NEWS & INFO
- Headlines
- Press Releases
- Company Events
- Message Boards
- Market Pulse

- COMPANY
- Profile
- Key Statistics
- SEC Filings

- Competitors
- Industry
- Components
- ANALYST COVERAGE
- Analyst Opinion
- Analyst Estimates
- Research Reports
- OWNERSHIP
- Major Holders
- Insider Transactions
- Insider Roster
- FINANCIALS
- Income Statement
- Balance Sheet
- Cash Flow

Alliant Energy Corporation (LNT) - NYSE ★ Follow

55.04 ↓0.21 (0.38%) 10:52AM EDT - Nasdaq Real Time Price

Prev Close:	55.25	Day's Range:	54.93 - 55.22
Open:	55.25	52wk Range:	46.79 - 55.47
Bid:	55.10 x 300	Volume:	79,449
Ask:	55.12 x 100	Avg Vol (3m):	460,790
1y Target Est:	56.58	Market Cap:	6.11B
Beta:	0.39	P/E (ttm):	17.03
Earnings Date:	Apr 28 - May 2 (Est.)	EPS (ttm):	3.23
		Div & Yield:	2.04 (3.70%)

Quotes delayed, except where indicated otherwise. Currency in USD.

Headlines

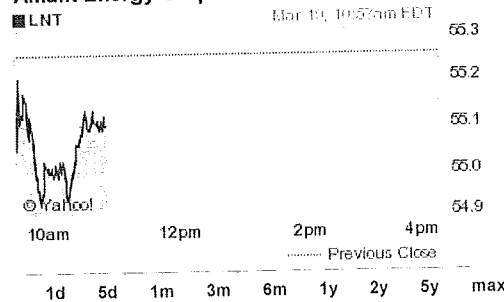
- ALLIANT ENERGY CORP Files SEC form 8-K, Change in Directors or Principal Officers, Financial Statements and Exhibits [EDGAR Online](#) (Wed, Mar 12)
- Buffett's Hunt for Power Sets Wisconsin Energy in His Sights: Real M&A [Bloomberg](#) (Tue, Mar 4)
- ALLIANT ENERGY CORP Financials [EDGAR Online Financials](#) (Tue, Mar 4)
- Alliant Energy Beats on Earnings [Zacks](#) (Thu, Feb 27)
- Alliant Energy's CEO Discusses Q4 2013 Results - Earnings Call Transcript at [Seeking Alpha](#) (Tue, Feb 25)
- Alliant Energy Earnings Call scheduled for 10:00 am ET today [CCBN](#) (Tue, Feb 25)
- ALLIANT ENERGY CORP Files SEC form 8-K, Results of Operations and Financial Condition, Financial Statements and Exhib [EDGAR Online](#) (Tue, Feb 25)
- Q4 2013 Alliant Energy Earnings Release - Before Market Open [CCBN](#) (Tue, Feb 25)
- Alliant Energy Announces Year-End 2013 Results [PR Newswire](#) (Tue, Feb 25)
- John G. Russell, President and Chief Executive Officer of CMS Energy and its Principal Subsidiary, Consumers Energy (CMS) Interviews with the Wall Street Transcript [Wall Street Transcript](#) (Wed, Feb 19)
- Alliant Energy announces executive retirement, promotions [PR Newswire](#) (Tue, Feb 11)
- ALLIANT ENERGY CORP Files SEC form 8-K, Change in Directors or Principal Officers [EDGAR Online](#) (Tue, Feb 11)
- Interstate Power and Light Company declares preferred stock dividend [PR Newswire](#) (Tue, Feb 11)
- Alliant Energy Corporation Announces Year-End 2013 Earnings Release and Conference Call [PR Newswire](#) (Fri, Jan 24)
- Alliant Energy Corporation declares common stock dividend [PR Newswire](#) (Fri, Jan 17)

» More Headlines for LNT

Get the big picture on all your investments.

Sync your Yahoo portfolio now

Alliant Energy Corporation Comm



customize chart

RECOMMENDED FOR YOU

"Shocking Miracle Anti-Aging Pill"

The 3 WORST foods for your digestion

New Rule in Texas Austin Homeowners Get A 3.25% Refinance

Ads by Yahoo! X.com

People viewing LNT also viewed:
T DUK VZ AEP EXC SO

Select your broker ▼

Compare Brokers

Comparison

Symbol	% Chg	Mkt Cap
LNT	↓0.38%	6.11B
WEC	↑0.18%	10.31B
XEL	↑0.00%	15.14B

» More Competitors

Search Finance Sign In Web Mail

Enter Symbol Look Up

Wed, Mar 19, 2014, 10:55AM EDT - US Markets close in 5 hrs and 5 mins

Dow ↑0.11% Nasdaq ↓0.19%

More On AVA

- QUOTES
- Summary
- Order Book
- Options
- Historical Prices

- CHARTS
- Interactive
- Basic Chart
- Basic Tech. Analysis

NEWS & INFO

- Headlines
- Press Releases
- Company Events
- Message Boards
- Market Pulse

COMPANY

- Profile
- Key Statistics
- SEC Filings
- Competitors
- Industry
- Components
- ANALYST COVERAGE
- Analyst Opinion
- Analyst Estimates
- Research Reports
- OWNERSHIP
- Major Holders
- Insider Transactions
- Insider Roster
- FINANCIALS
- Income Statement
- Balance Sheet
- Cash Flow

Safari Power Saver
Click to Start



Get the big picture on all your investments.

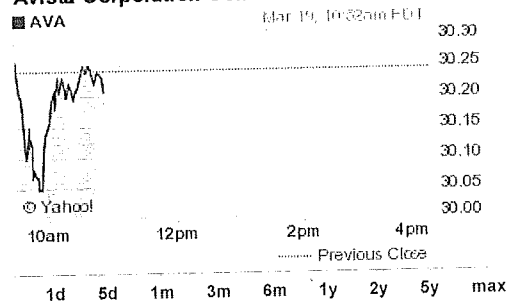
Sync your Yahoo portfolio now

Avista Corp. (AVA) - NYSE ★ Follow

30.21 ↓0.03 (0.10%) 10:52AM EDT - Nasdaq Real Time Price

Prev Close:	30.24	Day's Range:	30.05 - 30.27
Open:	30.26	52wk Range:	25.55 - 30.34
Bid:	30.25 x 700	Volume:	24,963
Ask:	30.28 x 400	Avg Vol (3m):	331,635
1y Target Est:	29.13	Market Cap:	1.82B
Beta:	0.57	P/E (ttm):	16.37
Earnings Date:	Apr 28 - May 2 (Est.)	EPS (ttm):	1.85
		Div & Yield:	1.27 (4.20%)

Avista Corporation Common Stock



Quotes delayed, except where indicated otherwise. Currency in USD.

Headlines

- AVISTA CORP Files SEC form 8-K, Regulation FD Disclosure, Financial Statements and Exhibits [EDGAR Online](#) (Tue, Mar 18)
- Ecova Joins U.S. Zero Waste Business Council as a Founding Member [Business Wire](#) (Mon, Mar 17)
- AVISTA CORP Financials [EDGAR Online Financials](#) (Thu, Mar 6)
- Closing Nuclear Power Plants Creates Extraordinary Profits for California Utility: Top Picks from Hugh Wynne, a Senior Research Analyst at Sanford C. Bernstein & Co., LLC [Wall Street Transcript](#) (Fri, Feb 28)
- Avista's CEO Discusses Q4 2013 Results - Earnings Call Transcript at Seeking Alpha [\(Wed, Feb 26\)](#)
- Avista Corporation Earnings Call scheduled for 10:30 am ET today [CCBN](#) (Wed, Feb 26)
- AVISTA CORP Files SEC form 8-K, Results of Operations and Financial Condition, Financial Statements and Exhibits [EDGAR Online](#) (Wed, Feb 26)
- Q4 2013 Avista Corporation Earnings Release - 07:05 am ET [CCBN](#) (Wed, Feb 26)
- Avista Corp. Reports Financial Results for Fourth Quarter and Fiscal Year 2013, and Confirms 2014 Earnings Guidance [Marketwired](#) (Wed, Feb 26)
- AVISTA CORP Files SEC form 8-K, Change in Directors or Principal Officers [EDGAR Online](#) (Fri, Feb 14)
- AVISTA CORP Files SEC form 8-K, Amendments to Articles of Inc. or Bylaws; Change in Fiscal Year [EDGAR Online](#) (Wed, Feb 12)
- Avista Corp. -- Correction to Text, 30 Jan 2014 Release: Moody's upgrades Avista Corp. To Baa1 from Baa2; rating outlook stable at [Moody's](#) (Fri, Feb 7)
- AVISTA CORP Files SEC form 8-K, Other Events [EDGAR Online](#) (Fri, Feb 7)
- Avista Corp. Board Increases Common Stock Dividend [Marketwired](#) (Fri, Feb 7)
- Avista Requests Electric and Natural Gas Rate Increase in Washington [Marketwired](#) (Tue, Feb 4)

» More Headlines for AVA

People viewing AVA also viewed:
T GE PPL JNJ AEP DUK

Select your broker ▼

Compare Brokers

Comparison

Symbol	% Chg	Mkt Cap
AVA	↑0.07%	1.82B
IDA	↓0.40%	2.77B
PCG	↑0.08%	20.39B

» More Competitors

Search Finance Sign In Web Mail

Enter Symbol Look Up

Wed, Mar 19, 2014, 10:55AM EDT - U.S. Markets close in 5 hrs 5 mins

Dow 0.11% Nasdaq 0.18%



More On BKH

QUOTES
Summary
Order Book
Options
Historical Prices

CHARTS
Interactive
Basic Chart
Basic Tech. Analysis

NEWS & INFO
Headlines
Press Releases
Company Events
Message Boards
Market Pulse

COMPANY
Profile
Key Statistics
SEC Filings
Competitors
Industry
Components

ANALYST COVERAGE
Analyst Opinion
Analyst Estimates
Research Reports

OWNERSHIP
Major Holders
Insider Transactions
Insider Roster

FINANCIALS
Income Statement
Balance Sheet
Cash Flow

Black Hills Corporation (BKH) - NYSE

58.55 0.13(0.22%) 10:54AM EDT - Nasdaq Real Time Price

Prev Close:	58.68	Day's Range:	58.47 - 58.67
Open:	58.70	52wk Range:	43.13 - 59.05
Bid:	58.60 x 200	Volume:	25,026
Ask:	58.68 x 600	Avg Vol (3m):	300,327
1y Target Est:	57.17	Market Cap:	2.61B
Beta:	0.64	P/E (ttm):	22.65
Earnings Date:	Apr 28 - May 2 (Est.)	EPS (ttm):	2.59
		Div & Yield:	1.56 (2.70%)

Quotes delayed, except where indicated otherwise. Currency in USD.

Headlines

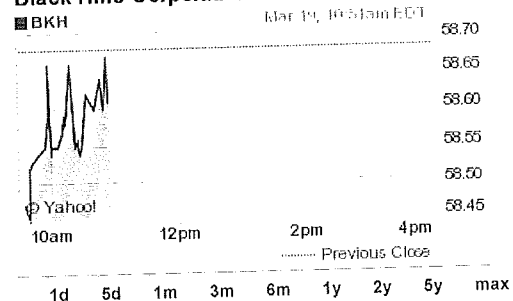
- Black Hills Touches 52-Week High Zacks (Wed, Mar 5)
- BLACK HILLS CORP /SD/ Financials EDGAR Online Financials (Tue, Mar 4)
- BLACK HILLS CORP /SD/ Files SEC form 10-K, Annual Report EDGAR Online (Wed, Feb 26)
- A Wall Street Transcript Interview with Gregory Osborne, President and Chief Operating Officer of Gas Natural Inc. (EGAS) Wall Street Transcript (Wed, Feb 19)
- Black Hills Management Discusses Q4 2013 Results - Earnings Call Transcript at Seeking Alpha (Fri, Feb 7)
- Black Hills Corporation Earnings Call scheduled for 11:00 am ET today CCBN (Fri, Feb 7)
- BLACK HILLS CORP /SD/ Files SEC form 8-K, Results of Operations and Financial Condition, Financial Statements and Exh EDGAR Online (Fri, Feb 7)
- BLACK HILLS CORP. REPORTS 2013 FOURTH QUARTER AND FULL YEAR RESULTS Thomson Reuters ONE (Thu, Feb 6)
- Black Hills Corp. Reports 2013 Fourth Quarter and Full Year Results Business Wire (Thu, Feb 6)
- Q4 2013 Black Hills Corporation Earnings Release - After Market Close CCBN (Thu, Feb 6)
- BLACK HILLS CORP. TO PRESENT AT CREDIT SUISSE 19th ANNUAL ENERGY SUMMIT AND CONFIRMS 2013 EARNINGS CONFERENCE CALL AND WEBCAST Thomson Reuters ONE (Mon, Feb 3)
- Gillette (City of) WY -- Moody's upgrades Black Hills Corp. to Baa1 from Baa2 and Black Hills Power to A3 from Baa1; outlooks are stable at Moody's (Thu, Jan 30)
- BLACK HILLS CORP. ANNOUNCES 44th CONSECUTIVE ANNUAL DIVIDEND INCREASE Thomson Reuters ONE (Thu, Jan 30)
- Nasdaq cancels trades in erroneous transactions Reuters (Mon, Jan 27)
- BLACK HILLS CORP. SUBSIDIARY REQUESTS REVENUE INCREASE IN WYOMING Thomson Reuters ONE (Fri, Jan 17)

» More Headlines for BKH

Get the big picture on all your investments.

Sync your Yahoo portfolio now

Black Hills Corporation Common



1d 5d 1m 3m 6m 1y 2y 5y max customize chart

Safari Power Saver
Click to Start Flash Plug-in

with
AT&T U-verse[®]
High Speed Internet

People viewing BKH also viewed:
DUK SO T JNJ AEP ED

Select your broker ▼

Compare Brokers

Comparison

Symbol	% Chg	Mkt Cap
BKH	0.22%	2.61B
DYN	0.62%	2.42B
IDA	0.79%	2.77B
STR	0.33%	4.18B

Search Finance Sign In Search Web Mail

Enter Symbol Look Up

Wed, Mar 19, 2014, 10:56AM EDT - US Markets close in 5 hrs and 4 mins

Dow ↑0.10% Nasdaq ↓0.19%

More On CMS

QUOTES

- Summary Order Book Options Historical Prices

CHARTS

- Interactive Basic Chart Basic Tech. Analysis

NEWS & INFO

- Headlines Press Releases Company Events Message Boards Market Pulse

COMPANY

- Profile Key Statistics SEC Filings Competitors

Industry

Components

ANALYST COVERAGE


- Analyst Opinion Analyst Estimates Research Reports

OWNERSHIP

- Major Holders Insider Transactions Insider Roster

FINANCIALS

- Income Statement Balance Sheet Cash Flow



CMS Energy Corp. (CMS) - NYSE ★ Follow 28.93 ↑0.01(0.03%) 10:55AM EDT - Nasdaq Real Time Price

Table with 2 columns: Metric and Value. Includes Prev Close, Day's Range, Open, Bid, Ask, 1y Target Est, Beta, Earnings Date, Volume, 52wk Range, Avg Vol (3m), Market Cap, P/E (ttm), EPS (ttm), Div & Yield.

Quotes delayed, except where indicated otherwise. Currency in USD.

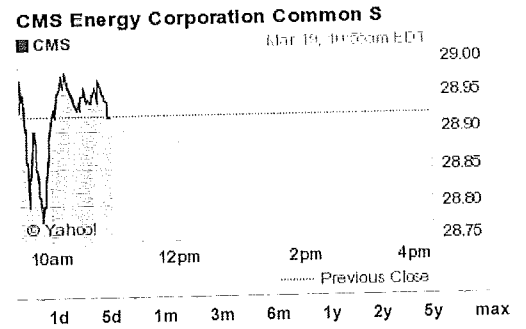
Headlines

- CMS ENERGY CORP Files SEC form 8-K, Regulation FD Disclosure, Financial Statements and Exhibits EDGAR Online (Tue, Mar 18)
CMS ENERGY CORP Files SEC form 8-K, Regulation FD Disclosure, Financial Statements and Exhibits EDGAR Online (Mon, Mar 17)
Consumers Energy Sponsors Battle of the Buildings Competition, Promoting Energy Efficiency Across Western Half of Michigan PR Newswire (Mon, Mar 17)
Consumers Energy Urging Residents to Prepare for Winter Storm PR Newswire (Tue, Mar 11)
Consumers Energy And The Heat And Warmth Fund Offer Community Transformation Prize PR Newswire (Thu, Mar 6)
Consumers Energy Helps Girl Scouts Become Energy Experts PR Newswire (Tue, Mar 4)
CMS ENERGY CORP Files SEC form 8-K, Regulation FD Disclosure, Financial Statements and Exhibits EDGAR Online (Thu, Feb 27)
Consumers Energy Provides \$3 Million to Nonprofit Groups to Help Michigan Residents Keep Lights on, Stay Warm PR Newswire (Thu, Feb 27)
Is CMS Energy (CMS) Ready to Breakout? Zacks (Tue, Feb 25)
Home Heating Credit Provides Heating Bill Help For Qualifying Michigan Residents PR Newswire (Tue, Feb 25)
[\$\$\$] Utility Stocks Offer a One-Two Punch at Barrons.com (Thu, Feb 20)
Going the Distance: Consumers Energy, Employees Take Part in Walk for Warmth Events to Help People Across Michigan PR Newswire (Wed, Feb 19)
Caring for Michigan's Communities: Consumers Energy Contributes More Than \$8 Million to State's Nonprofit Organizations in 2013 PR Newswire (Mon, Feb 17)
CMS Energy's Utility Unit, Consumers Energy, Declares Quarterly Dividend On Preferred Stock PR Newswire (Fri, Feb 14)
New Stocks Make Most Attractive/Dangerous Lists For February at Seeking Alpha (Fri, Feb 14)

» More Headlines for CMS

Get the big picture on all your investments.

Sync your Yahoo portfolio now



customize chart

Advertisement for mortgage rates and home loans. Includes text: 'Mortgage rates hit 3.00% (3.00% APR). No Fees. No Points. 5 offers in minutes. Calculate New Payment Lending Tree' and 'Texas Will this stock explode? Can you turn \$1,000 into \$100,000? Invests'.

People viewing CMS also viewed: T DUK GE DTE AEP SO

Select your broker

Compare Brokers

Key Statistics

Table with 2 columns: Metric and Value. Includes Forward P/E (1 yr): 15.57, P/S (ttm): 1.17, Ex-Dividend Date: 05-Feb-14.

» More Key Statistics

Analysts

Search Finance Sign In Search Web Mail

Wed, Mar 19, 2014, 10:56AM EDT - US Markets close in 5 hrs and 4 mins

Enter Symbol Look Up

Dow ↑0.09% Nasdaq ↓0.19%

More On DTE

- QUOTES
- Summary
- Order Book
- Options
- Historical Prices

- CHARTS
- Interactive
- Basic Chart
- Basic Tech. Analysis

- NEWS & INFO
- Headlines
- Press Releases
- Company Events
- Message Boards
- Market Pulse

- COMPANY
- Profile
- Key Statistics
- SEC Filings
- Competitors
- Industry
- Components

- ANALYST COVERAGE
- Analyst Opinion
- Analyst Estimates
- Research Reports
- OWNERSHIP
- Major Holders
- Insider Transactions
- Insider Roster
- FINANCIALS
- Income Statement
- Balance Sheet
- Cash Flow

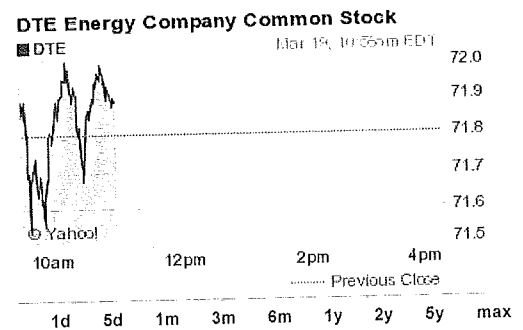


Get the big picture on all your investments.

Sync your Yahoo portfolio now

DTE Energy Company (DTE) - NYSE ★ Follow
71.89 ↑0.09(0.13%) 10:56AM EDT - Nasdaq Real Time Price

Prev Close:	71.80	Day's Range:	71.54 - 72.00
Open:	71.75	52wk Range:	63.38 - 73.32
Bid:	71.94 x 100	Volume:	308,236
Ask:	71.97 x 300	Avg Vol (3m):	1,150,170
1y Target Est:	73.70	Market Cap:	12.73B
Beta:	0.34	P/E (ttm):	19.14
Earnings Date:	Apr 21 - Apr 25 (Est.)	EPS (ttm):	3.76
		Div & Yield:	2.62 (3.70%)



Quotes delayed, except where indicated otherwise. Currency in USD.

Headlines

- DTE ENERGY CO Files SEC form 8-K, Results of Operations and Financial Condition, Financial Statements and Exhibits [EDGAR Online](#) (Tue, Mar 18)
- DTE Energy, EnLink Midstream LLC, And Genesis Energy To Join The Alerian Energy Infrastructure Index [PR Newswire](#) (Fri, Mar 14)
- DTE Energy's Northern California biomass plant begins operations [PR Newswire](#) (Thu, Mar 13)
- Softbank's Son Talks His Sprint/T-Mobile Deal Directly To America at [Forbes](#) (Thu, Mar 13)
- DTE Energy announces tree trimming schedule [PR Newswire](#) (Wed, Mar 12)
- Reactions to European Parliament Vote on New EU Data-Protection Laws at [The Wall Street Journal](#) (Wed, Mar 12)
- Insider Trading Alert - ENDP, AAPL And DTE Traded By Insiders at [TheStreet](#) (Wed, Mar 12)
- DTE ENERGY CO Files SEC form 8-K, Change in Directors or Principal Officers, Financial Statements and Exhibits [EDGAR Online](#) (Wed, Mar 5)
- DTE Energy selects SolarCurrents projects [PR Newswire](#) (Mon, Mar 3)
- DTE ENERGY CO Files SEC form 8-K, Regulation FD Disclosure, Financial Statements and Exhibits [EDGAR Online](#) (Mon, Mar 3)
- Insider Trading Alert - IBM, FLT And DTE Traded By Insiders at [TheStreet](#) (Thu, Feb 27)
- Harsh U.S. winter roils natgas market, upends some strategies [Reuters](#) (Mon, Feb 24)
- Extreme U.S. winter roils natural gas market, upends some trading strategies [Reuters](#) (Fri, Feb 21)
- Is DTE Energy (DTE) Ready to Breakout? [Zacks](#) (Fri, Feb 21)
- DTE ENERGY CO Financials [EDGAR Online Financials](#) (Thu, Feb 20)

» More Headlines for DTE
 Add DTE Headlines to My Yahoo!

Safari Power Saver
 Click to Start Flash Plug-in

with
AT&T U-verse[™]
 High Speed Internet

People viewing DTE also viewed:
 DUK T SO FE ED AEP

Select your broker ▼

Compare Brokers

Key Statistics

Forward P/E (1 yr):	15.64
P/S (ttm):	1.32
Ex-Dividend Date:	13-Mar-14
» More Key Statistics	

Analysts

Search Finance Sign In Web Mail

Enter Symbol Look Up

Wed, Mar 19, 2014, 10:56AM EDT - US Markets close in 5 hrs and 4 mins

Dow ↑0.09% Nasdaq ↓0.19%

More On DUK



- QUOTES
- Summary
- Order Book
- Options
- Historical Prices

- CHARTS
- Interactive
- Basic Chart
- Basic Tech. Analysis

NEWS & INFO

- Headlines
- Press Releases
- Company Events
- Message Boards
- Market Pulse

COMPANY

- Profile
- Key Statistics
- SEC Filings
- Competitors
- Industry
- Components

ANALYST COVERAGE

- Analyst Opinion
- Analyst Estimates
- Research Reports

OWNERSHIP

- Major Holders
- Insider Transactions
- Insider Roster

FINANCIALS

- Income Statement
- Balance Sheet
- Cash Flow

Duke Energy Corporation (DUK) - NYSE ★ Follow

69.76 ↓ 0.48 (0.68%) 10:56AM EDT - Nasdaq Real Time Price

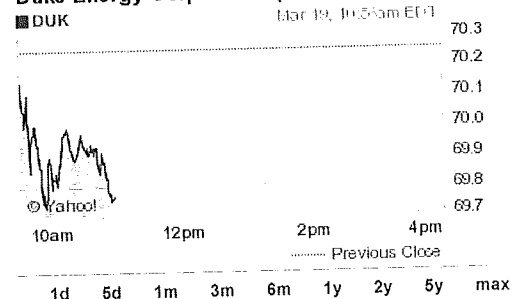
Prev Close:	70.24	Day's Range:	69.70 - 70.15
Open:	70.10	52wk Range:	64.16 - 75.46
Bid:	69.89 x 600	Volume:	799,030
Ask:	69.90 x 200	Avg Vol (3m):	3,116,890
1y Target Est:	75.06	Market Cap:	49.28B
Beta:	0.07	P/E (ttm):	18.58
Earnings Date:	Apr 28 - May 2 (Est.)	EPS (ttm):	3.76
		Div & Yield:	3.12 (4.40%)

Quotes delayed, except where indicated otherwise. Currency in USD.

Get the big picture on all your investments.

Sync your Yahoo portfolio now

Duke Energy Corporation (Holdin)



Headlines

- Federal grand jury looks into Duke Energy spill AP (Tue, Mar 18)
- Duke Energy's Regulators Tighten Screws Amid Federal Inquiry at Bloomberg (Tue, Mar 18)
- Tweak to NC law protected Duke's coal ash pits AP (Mon, Mar 17)
- DUKE ENERGY CORP Financials EDGAR Online Financials (Sat, Mar 15)
- Duke: Cleanup at Dan River plant will take 2 years AP (Fri, Mar 14)
- Emails show close ties between Duke, NC regulators AP (Thu, Mar 13)
- FERC study says small attack could cause national blackout, WSJ reports at theylonthewall.com (Thu, Mar 13)
- Duke Energy to complete all ice storm-related outages today; preparations under way to address new outages that may result from today's high winds PR Newswire (Wed, Mar 12)
- Duke Energy continues to make progress restoring power; urges customers with meter box damage to schedule repairs now PR Newswire (Tue, Mar 11)
- Duke, American Electric Buy in Nutrient Pollution Auction at Bloomberg (Tue, Mar 11)
- NC gov: Panel should decide who foots pond bill AP (Tue, Mar 11)
- Duke Energy restores power to all storm-affected schools; on schedule to complete restoration to nearly all customers by Tuesday night PR Newswire (Mon, Mar 10)
- DUKE ENERGY CORP Files SEC form 8-K, Results of Operations and Financial Condition, Financial Statements and Exhibits EDGAR Online (Mon, Mar 10)
- Duke Energy Income Investing: Dividend Growth, Inflation And Capital Appreciation at Seeking Alpha (Mon, Mar 10)
- The Zacks Analyst Blog Highlights: Pixelworks, Apple, Google, China Mobile and Duke Energy Zacks (Mon, Mar 10)

» More Headlines for DUK

Add DUK Headlines to My Yahoo!

Safari Power Saver
Click to Start Flash Plug-in

with
AT&T U-verse[®]
High Speed Internet

People viewing DUK also viewed:
SO AEP ED SE EXC VZ

Select your broker ▼

Compare Brokers

Comparison

Symbol	% Chg	Mkt Cap
DUK	↓0.48%	49.28B
AEP	↑0.02%	24.44B
CNP	↓0.54%	10.26B

» More Competitors

Search Finance Sign In Search Web Mail

Enter Symbol Look Up

Wed, Mar 19, 2014, 10:57AM EDT - US Markets close in 5 hrs and 3 mins

Streaming

Dow ↑0.09% Nasdaq ↓0.19%

More On EIX

QUOTES

Summary

Order Book

Options

Historical Prices

CHARTS

Interactive

Basic Chart

Basic Tech. Analysis

NEWS & INFO

Headlines

Press Releases

Company Events

Message Boards

Market Pulse

COMPANY

Profile

Key Statistics

SEC Filings

Competitors

Industry

Components

ANALYST COVERAGE

Analyst Opinion

Analyst Estimates

Research Reports

OWNERSHIP

Major Holders

Insider Transactions

Insider Roster

FINANCIALS

Income Statement

Balance Sheet

Cash Flow



Get the big picture on all your investments.

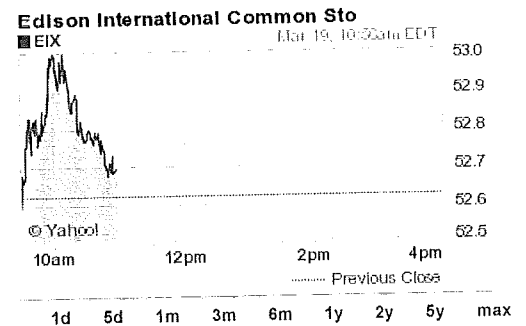
Sync your Yahoo portfolio now

Edison International (EIX) - NYSE ★ Follow

52.70 ↑0.08(0.15%) 10:56AM EDT - Nasdaq Real Time Price

Prev Close:	52.62	Day's Range:	51.46 - 53.03
Open:	51.46	52wk Range:	44.26 - 54.19
Bid:	52.76 x 400	Volume:	420,410
Ask:	52.77 x 400	Avg Vol (3m):	2,062,240
1y Target Est:	54.32	Market Cap:	17.17B
Beta:	0.34	P/E (ttm):	18.95
Earnings Date:	Apr 28 - May 2 (Est.)	EPS (ttm):	2.78
		Div & Yield:	1.42 (2.70%)

Quotes delayed, except where indicated otherwise. Currency in USD.



customize chart

Headlines

- Community Panel to Hold First Meeting March 25 on Nuclear Plant Decommissioning *Business Wire* (Mon, Mar 17)
- EDISON INTERNATIONAL Files SEC form 8-K, Change in Directors or Principal Officers, Financial Statements and Exhibits *EDGAR Online* (Fri, Mar 14)
- Dr. France Córdova Resigns from Edison International Board of Directors to Become Director of the National Science Foundation *Business Wire* (Thu, Mar 13)
- California Utilities Cleared to Buy Power to Replace Nuclear at Bloomberg (Thu, Mar 13)
- Edison Int'l Bankrupt Unit Gets Asset Sale Nod *Zacks* (Wed, Mar 12)
- NRG Energy's U.S. customer base expands by 30 pct with Dominion deal *Reuters* (Tue, Mar 11)
- Power wholesaler Edison Mission clears bankruptcy *AP* (Tue, Mar 11)
- Edison Mission Wins Court Approval of Planned Sale to NRG at Bloomberg (Tue, Mar 11)
- Edison Mission Energy Plan of Reorganization Approved by U.S. Bankruptcy Court *Business Wire* (Tue, Mar 11)
- EDISON INTERNATIONAL Financials *EDGAR Online Financials* (Tue, Mar 4)
- Crews Continue to Restore Power to Areas Affected by Weather-Related Outages *Business Wire* (Fri, Feb 28)
- California Paying Investors a High Return for Holding Conventional Utilities: Top Picks from Hugh Wynne, a Senior Research Analyst at Sanford C. Bernstein & Co., LLC, and a Senior Vice President of AllianceBernstein *Wall Street Transcript* (Fri, Feb 28)
- Is Edison International (EIX) Ready to Breakout? *Zacks* (Fri, Feb 28)
- Will Edison (EIX) Crush Estimates at its Next Earnings Report? *Zacks* (Fri, Feb 28)
- Edison Prepares for Heavy Rain Forecast This Weekend *Business Wire* (Thu, Feb 27)

» More Headlines for EIX

People viewing EIX also viewed: PCG EXC DUK SRE ED AEP

Select your broker ▼

Compare Brokers

Key Statistics

Forward P/E (1 yr):	14.91
P/S (ttm):	1.36
Ex-Dividend Date:	27-Mar-14

» More Key Statistics

Analysts

Search Finance Sign In Web Mail

Wed, Mar 19, 2014, 10:57AM EDT - US Markets close in 5 hrs and 3 mins

Enter Symbol Look Up

Dow ↑0.08% Nasdaq ↓0.20%
More On EDE



QUOTES
Summary
Order Book
Options
Historical Prices

CHARTS
Interactive
Basic Chart
Basic Tech. Analysis

NEWS & INFO
Headlines
Press Releases
Company Events
Message Boards
Market Pulse

COMPANY
Profile
Key Statistics
SEC Filings
Competitors
Industry
Components

ANALYST COVERAGE
Analyst Opinion
Analyst Estimates
Research Reports
OWNERSHIP
Major Holders
Insider Transactions
Insider Roster
FINANCIALS
Income Statement
Balance Sheet
Cash Flow

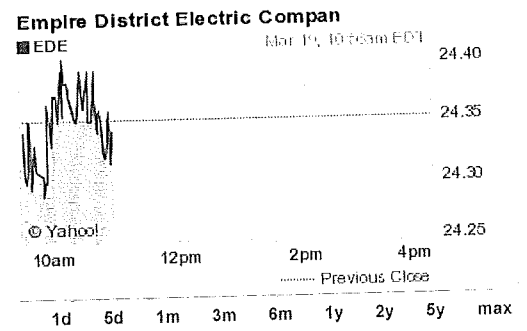
The Empire District Electric Company (EDE) - NYSE ★ Follow
24.34 ↓0.01 (0.04%) 10:56AM EDT - Nasdaq Real Time Price

Prev Close:	24.35	Day's Range:	24.29 - 24.40
Open:	24.40	52wk Range:	20.77 - 24.45
Bid:	24.34 x 300	Volume:	91,944
Ask:	24.38 x 100	Avg Vol (3m):	184,622
1y Target Est:	23.00	Market Cap:	1.05B
Beta:	0.44	P/E (ttm):	16.45
Next Earnings Date:	N/A	EPS (ttm):	1.48
		Div & Yield:	1.02 (4.20%)

Quotes delayed, except where indicated otherwise. Currency in USD.

Get the big picture on all your investments.

Sync your Yahoo portfolio now



Headlines

- EMPIRE DISTRICT ELECTRIC CO Financials EDGAR Online Financials (Thu, Feb 27)
- 4 Dividend Stocks With Strong Net Profit Margins To Push Them Toward Higher Ground at Seeking Alpha (Mon, Feb 24)
- EMPIRE DISTRICT ELECTRIC CO Files SEC form 10-K, Annual Report EDGAR Online (Fri, Feb 21)
- The Empire District Electric Management Discusses Q4 2013 Results - Earnings Call Transcript at Seeking Alpha (Fri, Feb 7)
- EMPIRE DISTRICT ELECTRIC CO Files SEC form 8-K, Amendments to Articles of Inc. or Bylaws; Change in Fiscal Year, Fina EDGAR Online (Fri, Feb 7)
- The Empire District Electric Company Reports 2013 Earnings; Declares Quarterly Dividend; Provides 2014 Earnings Guidance Business Wire (Thu, Feb 6)
- Q4 2013 Empire District Electric Earnings Release - After Market Close CCBN (Thu, Feb 6)
- EMPIRE DISTRICT ELECTRIC CO Files SEC form 8-K, Other Events, Financial Statements and Exhibits EDGAR Online (Mon, Feb 3)
- The Empire District Electric Company Announces Upgrade in Ratings by Moody's Business Wire (Fri, Jan 31)
- Empire District Electric Company (The) -- Moody's upgrades Empire District Electric to Baa1 from Baa2; rating outlook stable at Moody's (Thu, Jan 30)
- EMPIRE DISTRICT ELECTRIC CO Files SEC form 8-K, Change in Directors or Principal Officers EDGAR Online (Tue, Jan 28)
- Empire District Electric Schedules Conference Call to Discuss Fourth Quarter and Twelve Months Ended December 31, 2013 Financial Results Business Wire (Mon, Jan 20)
- The Empire District Electric Company Files for New Arkansas Electric Rates Business Wire (Tue, Dec 3)
- Empire District Electric Breaks Below 200-Day Moving Average - Notable for EDE at Forbes (Tue, Dec 3)
- Ex-Dividend Reminder: Interpublic Group of Companies, Sotheby's and Empire District Electric at Forbes (Mon, Nov 25)

Safari Power Saver
Click to Start Flash Plug-in

with
AT&T U-verse[®]
High Speed Internet

People viewing EDE also viewed:
T DUK SO PPL GE ED

Select your broker ▼

Compare Brokers

Key Statistics

Forward P/E (1 yr):	16.23
P/S (ttm):	1.77
Ex-Dividend Date:	27-Feb-14
» More Key Statistics	

Analysts


Search Finance Sign In Web Mail

Enter Symbol Look Up

Wed, Mar 19, 2014, 10:58AM EDT - US Markets close in 5 hrs and 2 mins

Streaming

Dow ↑ 0.07% Nasdaq ↓ 0.20%



More On IDA

- QUOTES
- Summary
- Order Book
- Options
- Historical Prices

CHARTS

- Interactive
- Basic Chart
- Basic Tech. Analysis

NEWS & INFO

- Headlines
- Press Releases
- Company Events
- Message Boards
- Market Pulse

COMPANY

- Profile
- Key Statistics
- SEC Filings
- Competitors
- Industry
- Components

ANALYST COVERAGE

- Analyst Opinion
- Analyst Estimates
- Research Reports

OWNERSHIP

- Major Holders
- Insider Transactions
- Insider Roster

FINANCIALS

- Income Statement
- Balance Sheet
- Cash Flow

IdaCorp, Inc. (IDA) - NYSE ★ Follow

55.17 ↓ 0.47 (0.84%) 10:57AM EDT - Nasdaq Real Time Price

Prev Close:	55.64	Day's Range:	55.12 - 55.62
Open:	55.34	52wk Range:	45.62 - 56.65
Bid:	55.36 x 400	Volume:	82,679
Ask:	55.45 x 400	Avg Vol (3m):	342,090
1y Target Est:	55.50	Market Cap:	2.77B
Beta:	0.62	P/E (ttm):	15.23
Next Earnings Date:	1-May-14	EPS (ttm):	3.64
		Div & Yield:	1.72 (3.10%)

Quotes delayed, except where indicated otherwise. Currency in USD.

Headlines

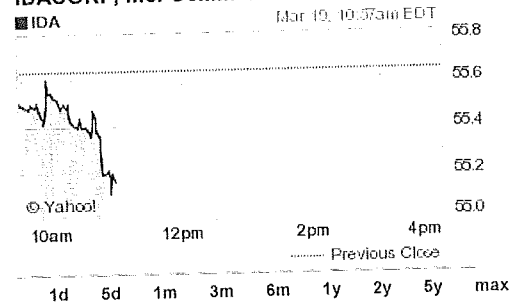
- IDACORP INC Files SEC form 8-K, Regulation FD Disclosure, Financial Statements and Exhibits [EDGAR Online](#) (Tue, Mar 18)
- Insider Trading Alert - IDA, SGY And ODP Traded By Insiders at [TheStreet](#) (Thu, Mar 13)
- Idacorp Larger Than S&P 500 Component Cliffs Natural Resources at [TheStreet](#) (Mon, Mar 10)
- Closing Nuclear Power Plants Creates Extraordinary Profits for California Utility: Top Picks from Hugh Wynne, a Senior Research Analyst at Sanford C. Bernstein & Co., LLC [Wall Street Transcript](#) (Fri, Feb 28)
- Insider Trading Alert - CRL, IDA And DAL Traded By Insiders at [TheStreet](#) (Fri, Feb 28)
- IDACORP INC Financials [EDGAR Online Financials](#) (Wed, Feb 26)
- IdaCorp Beats on Q4 Earnings [Zacks](#) (Fri, Feb 21)
- IdaCorp Management Discusses Q4 2013 Results - Earnings Call Transcript at [Seeking Alpha](#) (Thu, Feb 20)
- IDACORP, Inc. Earnings Call scheduled for 4:30 pm ET today [CCBN](#) (Thu, Feb 20)
- IDACORP, Inc. Discusses Q4 2013 Results (Webcast) at [Seeking Alpha](#) (Thu, Feb 20)
- *** CORRECTION *** Web Cast / Conference Call - Dial-In Information [PR Newswire](#) (Thu, Feb 20)
- IDACORP INC Files SEC form 8-K, Results of Operations and Financial Condition, Regulation FD Disclosure, Financial St [EDGAR Online](#) (Thu, Feb 20)
- IDACORP INC Files SEC form 10-K, Annual Report [EDGAR Online](#) (Thu, Feb 20)
- IDACORP, Inc. Announces Year-End and Fourth Quarter 2013 Results, Initiates 2014 Earnings Guidance [PR Newswire](#) (Thu, Feb 20)
- Q4 2013 IDACORP, Inc. Earnings Release - Before Market Open [CCBN](#) (Thu, Feb 20)

» More Headlines for IDA

Get the big picture on all your investments.

Sync your Yahoo portfolio now

IDACORP, Inc. Common Stock



customize chart

Safari Power Saver
Click to Start Flash Plug-in

with
AT&T U-verse®
High Speed Internet

People viewing IDA also viewed:
DUK SO AEP T ED D

Select your broker ▼

Compare Brokers

Comparison

Symbol	% Chg	Mkt Cap
IDA	↓ 0.50%	2.77B
AVA	↑ 0.03%	1.82B
POR	↑ 0.31%	2.55B

» More Competitors

Search Finance Sign In Search Web Mail

Enter Symbol Look Up

Wed, Mar 19, 2014, 10:58AM EDT - US Markets close in 5 hrs and 2 mins

Streaming

Dow ↑0.09% Nasdaq ↓0.19%



More On TEG

- QUOTES
- Summary
- Order Book
- Options
- Historical Prices

- CHARTS
- Interactive
- Basic Chart
- Basic Tech. Analysis

- NEWS & INFO
- Headlines
- Press Releases
- Company Events
- Message Boards
- Market Pulse

- COMPANY
- Profile
- Key Statistics
- SEC Filings
- Competitors

- Industry
- Components
- ANALYST COVERAGE
- Analyst Opinion
- Analyst Estimates
- Research Reports
- OWNERSHIP
- Major Holders
- Insider Transactions
- Insider Roster
- FINANCIALS
- Income Statement
- Balance Sheet
- Cash Flow

Integrys Energy Group, Inc. (TEG) - NYSE ★ Follow

58.51 ↑0.15 (0.26%) 10:57AM EDT - Nasdaq Real Time Price

Prev Close:	58.36	Day's Range:	58.16 - 58.61
Open:	58.42	52wk Range:	52.08 - 63.58
Bid:	58.51 x 100	Volume:	41,624
Ask:	58.58 x 200	Avg Vol (3m):	411,792
1y Target Est:	60.63	Market Cap:	4.65B
Beta:	0.51	P/E (ttm):	13.34
Earnings Date:	Apr 28 - May 2 (Est.)	EPS (ttm):	4.39
		Div & Yield:	2.72 (4.70%)

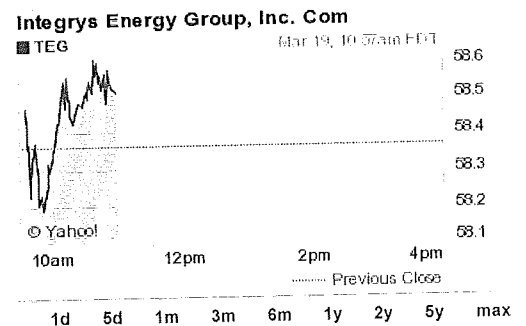
Quotes delayed, except where indicated otherwise. Currency in USD.

Headlines

- Integrys Energy Group Inc. to Retire 112 MW of Coal Power at Motley Fool (Wed, Mar 12)
- Integrys Energy Group Management Discusses Q4 2013 Results - Earnings Call Transcript at Seeking Alpha (Thu, Feb 27)
- Integrys Energy Beats Earnings Ests Zacks (Thu, Feb 27)
- Ribbon-Cutting Ceremony Held to Celebrate New Public CNG Station in Orlando, Fla. Marketwired (Thu, Feb 27)
- Integrys Energy Group Earnings Call scheduled for 9:00 am ET today CCBN (Thu, Feb 27)
- Q4 2013 Integrys Energy Group Earnings Release - After Market Close CCBN (Wed, Feb 26)
- Integrys to Upgrade Natgas Infrastructure Zacks (Mon, Feb 24)
- Integrys Energy Group, Inc. Ready for \$300 Million Chicago Natural Gas Project at Motley Fool (Fri, Feb 21)
- Peoples Gas Kicks Off \$300 Million, 2014 Natural Gas Modernization Projects Marketwired (Fri, Feb 21)
- John G. Russell, President and Chief Executive Officer of CMS Energy and its Principal Subsidiary, Consumers Energy (CMS) Interviews with the Wall Street Transcript Wall Street Transcript (Wed, Feb 19)
- Alternative Power Supply of Electricity Becomes Significant Pricing Factor: A Wall Street Transcript Interview with Hugh Wynne, a Senior Research Analyst at Sanford C. Bernstein & Co., LLC, and a Senior Vice President of AllianceBernstein Wall Street Transcript (Wed, Feb 19)
- Integrys Energy Group, Inc. Declares Dividend on Common Stock Marketwired (Thu, Feb 13)
- Trillium CNG Receives Clean Fuels Champion Award Marketwired (Thu, Jan 30)
- [\$\$] Integrys Energy to Sell Upper Peninsula Power at The Wall Street Journal (Mon, Jan 20)
- Integrys Energy Group Agrees to Sell Upper Peninsula Power Company to BBIP Business Wire (Mon, Jan 20)

Get the big picture on all your investments.

Sync your Yahoo portfolio now



customize chart

Safari Power Saver
Click to Start Flash Plug-in

with
AT&T U-verse[®]
High Speed Internet

People viewing TEG also viewed:
T DUK EXC VZ SO JNJ

Select your broker ▼

Compare Brokers

Comparison

Symbol	% Chg	Mkt Cap
TEG	↑0.34%	4.65B
LNT	↓0.31%	6.11B
WEC	↑0.11%	10.31B


» More Competitors

Search Finance Sign In Web all

Wed, Mar 19, 2014, 10:58AM EDT - US Markets close in 5 hrs and 2 mins

Enter Symbol Look Up

Dow ↑0.09% Nasdaq ↓0.18%



Streaming

More On MGEE

- QUOTES
- Summary
- Order Book
- Options
- Historical Prices

- CHARTS
- Interactive
- Basic Chart
- Basic Tech. Analysis

- NEWS & INFO
- Headlines
- Press Releases
- Company Events
- Message Boards
- Market Pulse

- COMPANY
- Profile
- Key Statistics
- SEC Filings
- Competitors
- Industry
- Components

- ANALYST COVERAGE
- Analyst Opinion
- Analyst Estimates
- Research Reports

- OWNERSHIP
- Major Holders
- Insider Transactions
- Insider Roster

- FINANCIALS
- Income Statement
- Balance Sheet
- Cash Flow

Get the big picture on all your investments.

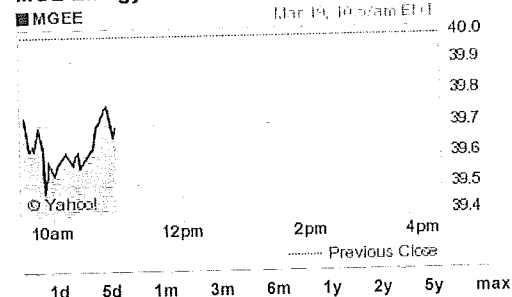
Sync your Yahoo portfolio now

MGE Energy Inc. (MGEE) - NasdaqGS ★ Follow
39.69 ↓ 0.29 (0.73%) 10:57AM EDT - Nasdaq Real Time Price

Prev Close:	39.98	Day's Range:	39.48 - 39.85
Open:	39.85	52wk Range:	33.39 - 40.71
Bid:	39.72 x 100	Volume:	13,585
Ask:	39.75 x 300	Avg Vol (3m):	99,355
1y Target Est:	60.00	Market Cap:	1.38B
Beta:	0.5	P/E (ttm):	18.37
Earnings Date:	Apr 28 - May 2 (Est.)	EPS (ttm):	2.16
		Div & Yield:	1.09 (2.70%)

Quotes delayed, except where indicated otherwise. Currency in USD.

MGE Energy Inc.



customize chart

Headlines

- MGE Energy Issues March 2014 'Interim Report' *Business Wire* (Fri, Mar 14)
- MGE ENERGY INC Financials *EDGAR Online Financials* (Fri, Mar 7)
- MGE Energy Issues Fourth-Quarter Financial Update *Business Wire* (Fri, Feb 28)
- MGE ENERGY INC Files SEC form 8-K, Results of Operations and Financial Condition, Financial Statements and Exhibits *EDGAR Online* (Thu, Feb 27)
- MGE ENERGY INC Files SEC form 10-K, Annual Report *EDGAR Online* (Thu, Feb 27)
- MGE Energy Reports Fourth-Quarter Earnings *Business Wire* (Thu, Feb 27)
- MGE Energy Declares Regular Dividend *Business Wire* (Fri, Jan 17)
- MGE ENERGY INC Files SEC form 8-K, Other Events *EDGAR Online* (Fri, Dec 20)
- MGE Energy Declares 3-for-2 Stock Split *Business Wire* (Fri, Dec 20)
- MGE Energy Issues December 2013 'Interim Report' *Business Wire* (Fri, Dec 13)
- Notable Two Hundred Day Moving Average Cross - MGEE at *Forbes* (Mon, Dec 2)
- Ex-Dividend Reminder: Brookfield Infrastructure Partners, MGE Energy and Great Plains Energy at *Forbes* (Fri, Nov 22)
- MGE Energy Declares Regular Dividend *Business Wire* (Fri, Nov 15)
- MGE Energy Breaks Below 200-Day Moving Average - Notable for MGEE at *Forbes* (Thu, Nov 7)
- MGE ENERGY INC Files SEC form 8-K, Results of Operations and Financial Condition, Financial Statements and Exhibits *EDGAR Online* (Thu, Nov 7)

» More Headlines for MGEE
 Add MGEE Headlines to My Yahoo!

Press Releases

- MGE Energy Issues March 2014 'Interim Report' *Business Wire* (Fri, Mar 14)

Safari Power Saver
 Click to Start Flash Plug-in

with
AT&T U-verse®
 High-Speed Internet

Select your broker ▼

Compare Brokers

Key Statistics

Forward P/E (1 yr):	18.90
P/S (ttm):	2.35
Ex-Dividend Date:	26-Feb-14
» More Key Statistics	

Analysts

Annual EPS Est (Dec-13):	N/A
Quarterly EPS Est (Sep-13):	N/A
Mean Recommendation*:	3.0

Search Finance Sign In Search Web Mail

Wed, Mar 19, 2014, 10:59AM EDT - US Markets close in 5 hrs and 1 min

Enter Symbol Look Up

Streaming

Dow ↑0.09% Nasdaq ↓0.18%



More On NEE

- QUOTES
- Summary
- Order Book
- Options
- Historical Prices

- CHARTS
- Interactive
- Basic Chart
- Basic Tech. Analysis

- NEWS & INFO
- Headlines
- Press Releases
- Company Events
- Message Boards
- Market Pulse

- COMPANY
- Profile
- Key Statistics
- SEC Filings
- Competitors
- Industry
- Components

- ANALYST COVERAGE
- Analyst Opinion
- Analyst Estimates
- Research Reports

- OWNERSHIP
- Major Holders
- Insider Transactions
- Insider Roster

- FINANCIALS
- Income Statement
- Balance Sheet
- Cash Flow

NextEra Energy, Inc. (NEE) - NYSE ★ Follow

94.27 ↓0.20(0.21%) 10:58AM EDT - Nasdaq Real Time Price

Prev Close:	94.47	Day's Range:	94.24 - 94.88
Open:	94.44	52wk Range:	74.78 - 95.28
Bid:	94.38 x 300	Volume:	323,266
Ask:	94.41 x 200	Avg Vol (3m):	2,064,460
1y Target Est:	93.45	Market Cap:	41.04B
Beta:	0.29	P/E (ttm):	21.12
Earnings Date:	Apr 28 - May 2 (Est.)	EPS (ttm):	4.47
		Div & Yield:	2.90 (3.10%)

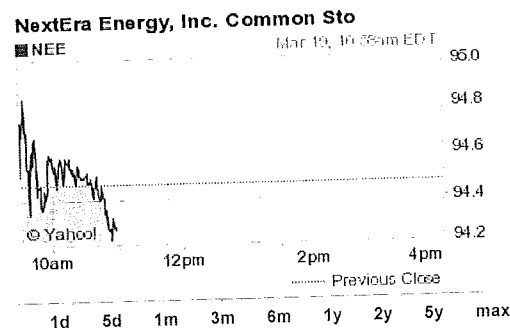
Quotes delayed, except where indicated otherwise. Currency in USD.

Headlines

- FERC study says small attack could cause national blackout, WSJ reports at [theyflyonthewall.com](#) (Thu, Mar 13)
- FPL volunteers demonstrate their "Power to Care" with community service projects throughout the state [PR Newswire](#) (Tue, Mar 11)
- NEXTERA ENERGY INC Files SEC form 8-K, Other Events, Financial Statements and Exhibits [EDGAR Online](#) (Tue, Mar 11)
- These Utilities are Cleaning up their Acts at [Motley Fool](#) (Mon, Mar 10)
- FPL welcomes hatchling at its first-ever bald eagle nesting site [PR Newswire](#) (Wed, Mar 5)
- Ford, Intel, and American Water Works Shareholders Cash In at [Motley Fool](#) (Mon, Mar 3)
- FPL reports best-ever electric service reliability for customers in 2013; maintains its position as one of the most reliable electric utilities in the nation [PR Newswire](#) (Mon, Mar 3)
- NEXTERA ENERGY INC Financials [EDGAR Online Financials](#) (Fri, Feb 28)
- Conversion to Solar Power from Nuclear Creates Extraordinary Profits for California Conventional Utilities: Top Picks from Hugh Wynne, a Senior Research Analyst at Sanford C. Bernstein & Co., LLC, and a Senior Vice President of AllianceBern [Wall Street Transcript](#) (Fri, Feb 28)
- NextEra Energy Snags Fortune's "Most Admired Utility" at [Motley Fool](#) (Thu, Feb 27)
- NextEra Energy named No. 1 in its sector for an unprecedented eighth straight year on Fortune magazine's 'Most Admired Companies' list [PR Newswire](#) (Thu, Feb 27)
- Solar Power a Market Reality in the United States: Ben Kallo, Robert W. Baird & Co.'s Senior Analyst Covering Energy Technology & Resource Management [Wall Street Transcript](#) (Thu, Feb 27)
- NextEra Energy upgraded by Argus [Briefing.com](#) (Wed, Feb 26)
- NEXTERA ENERGY INC Files SEC form 10-K, Annual Report [EDGAR Online](#) (Mon, Feb 24)
- FPL plans to strengthen record number of power lines in 2014 [PR](#)

Get the big picture on all your investments.

Sync your Yahoo portfolio now



customize chart



People viewing NEE also viewed: SO T DUK JNJ VZ CVX

Select your broker ▼

Compare Brokers

Comparison

Symbol	% Chg	Mkt Cap
NEE	↓0.21%	41.04B
SO	↑0.02%	38.59B
TE	↓0.06%	3.71B

» More Competitors

Search Finance Sign In Web Mail

Wed, Mar 19, 2014, 10:59AM EDT - US Markets close in 5 hrs and 1 min

Enter Symbol Look Up

Dow ↑0.08% Nasdaq ↓0.19%

More On NWE

- QUOTES
- Summary
- Order Book
- Options
- Historical Prices

- CHARTS
- Interactive
- Basic Chart
- Basic Tech. Analysis

- NEWS & INFO
- Headlines
- Press Releases
- Company Events
- Message Boards
- Market Pulse

- COMPANY
- Profile
- Key Statistics
- SEC Filings
- Competitors
- Industry
- Components

- ANALYST COVERAGE
- Analyst Opinion
- Analyst Estimates
- Research Reports

- OWNERSHIP
- Major Holders
- Insider Transactions
- Insider Roster

- FINANCIALS
- Income Statement
- Balance Sheet
- Cash Flow



Get the big picture on all your investments.

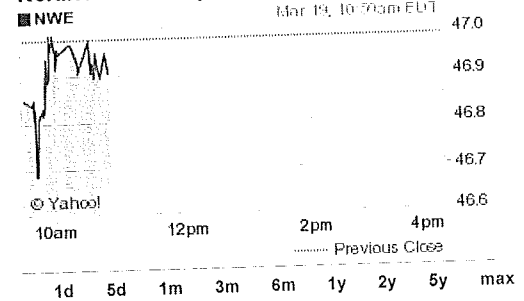
Sync your Yahoo portfolio now

Northwestern Corporation (NWE) - NYSE ★ Follow
46.91 ↓0.07 (0.15%) 10:50AM EDT - Nasdaq Real Time Price

Prev Close:	46.98	Day's Range:	46.69 - 47.06
Open:	46.99	52wk Range:	38.12 - 47.18
Bid:	46.90 x 700	Volume:	17,749
Ask:	46.95 x 200	Avg Vol (3m):	164,130
1y Target Est:	50.25	Market Cap:	1.82B
Beta:	0.44	P/E (ttm):	19.07
Next Earnings Date:	24-Apr-14	EPS (ttm):	2.46
		Div & Yield:	1.60 (3.50%)

Quotes delayed, except where indicated otherwise. Currency in USD.

NorthWestern Corporation Common



customize chart

Headlines

- 5 Utility Trades That Could Charge Your 2014 Gains at *TheStreet* (Tue, Mar 11)
- Alaska Communications Systems Group (ALSK) in Focus: Stock Up 5.9% *Zacks* (Thu, Mar 6)
- NORTHWESTERN CORP Files SEC form 8-K, Regulation FD Disclosure, Financial Statements and Exhibits *EDGAR Online* (Tue, Mar 4)
- Cosan Proposes Rumo-ALL Merger *Zacks* (Tue, Feb 25)
- NORTHWESTERN CORP Files SEC form 8-K, Change in Directors or Principal Officers, Financial Statements and Exhibits *EDGAR Online* (Mon, Feb 24)
- NORTHWESTERN CORP Financials *EDGAR Online Financials* (Sat, Feb 22)
- NorthWestern's CEO Discusses Q4 2013 Results - Earnings Call Transcript at *Seeking Alpha* (Wed, Feb 19)
- NORTHWESTERN CORP Files SEC form 8-K, Results of Operations and Financial Condition, Financial Statements and Exhibit *EDGAR Online* (Wed, Feb 19)
- Q4 2013 NorthWestern Corporation Earnings Release - Before Market Open *CCBN* (Wed, Feb 19)
- NORTHWESTERN CORP Files SEC form 10-K, Annual Report *EDGAR Online* (Wed, Feb 19)
- NorthWestern Reports 2013 Financial Results *PR Newswire* (Wed, Feb 19)
- NorthWestern to Host Year End 2013 Financial Results Conference Call and Webcast *PR Newswire* (Tue, Feb 18)
- NorthWestern Corporation -- Moody's upgrades NorthWestern Corp. to A3 from Baa1; rating outlook stable at *Moody's* (Thu, Jan 30)
- NorthWestern to Host Year End 2013 Financial Results Conference Call and Webcast *PR Newswire* (Fri, Jan 24)
- PPL Corp: An Electric Utility Offering A 5% Dividend And A 7% Regulated CAGR at *Seeking Alpha* (Thu, Jan 16)

» More Headlines for NWE

Add NWE Headlines to My Yahoo!

Safari Power Saver
 Click to Start Flash Plug-in

with
AT&T U-verse[®]
 High Speed Internet

People viewing NWE also viewed:
 PPL T

Select your broker ▼

Compare Brokers

Key Statistics

Forward P/E (1 yr):	14.52
P/S (ttm):	1.58
Ex-Dividend Date:	12-Mar-14
» More Key Statistics	

Analysts

Search Finance Sign In Web Mail

Enter Symbol Look Up

Wed, Mar 19, 2014, 10:59AM EDT - US Markets close in 5 hrs and 1 min

Streaming

Dow ↑0.08% Nasdaq ↓0.20%

More On OGE

QUOTES

- Summary
- Order Book
- Options
- Historical Prices

CHARTS

- Interactive
- Basic Chart
- Basic Tech. Analysis

NEWS & INFO

- Headlines
- Press Releases
- Company Events
- Message Boards
- Market Pulse

COMPANY

- Profile
- Key Statistics
- SEC Filings
- Competitors
- Industry
- Components

ANALYST COVERAGE

- Analyst Opinion
- Analyst Estimates
- Research Reports

OWNERSHIP

- Major Holders
- Insider Transactions
- Insider Roster

FINANCIALS

- Income Statement
- Balance Sheet
- Cash Flow

OGE Energy Corp. (OGE) - NYSE ★ Follow

36.35 ↓0.23 (0.63%) 10:59AM EDT - Nasdaq Real Time Price

Prev Close:	36.58	Day's Range:	36.34 - 36.51
Open:	36.52	52wk Range:	32.20 - 40.00
Bid:	36.37 x 100	Volume:	78,412
Ask:	36.38 x 400	Avg Vol (3m):	1,008,420
1y Target Est:	36.63	Market Cap:	7.21B
Beta:	0.55	P/E (ttm):	18.75
Earnings Date:	Apr 28 - May 2 (Est.)	EPS (ttm):	1.94
		Div & Yield:	0.90 (2.50%)

Quotes delayed, except where indicated otherwise. Currency in USD.

Headlines

- Updated Research Report on OGE Energy Zacks (Wed, Mar 12)
- OGE ENERGY CORP. Financials EDGAR Online Financials (Sat, Mar 1)
- OGE Energy Beats on Earnings Zacks (Wed, Feb 26)
- OGE Energy's CEO Discusses Q4 2013 Results - Earnings Call Transcript at Seeking Alpha (Tue, Feb 25)
- OGE Energy Earnings Call scheduled for 9:00 am ET today CCBN (Tue, Feb 25)
- OGE Energy Corp. Discusses Q4 2013 Results (Webcast) at Seeking Alpha (Tue, Feb 25)
- OGE ENERGY CORP. Files SEC form 8-K, Results of Operations and Financial Condition, Financial Statements and Exhibits EDGAR Online (Tue, Feb 25)
- OGE ENERGY CORP. Files SEC form 10-K, Annual Report EDGAR Online (Tue, Feb 25)
- Q4 2013 OGE Energy Earnings Release - Before Market Open CCBN (Tue, Feb 25)
- OGE Energy Corp. reports higher earnings for 2013 PR Newswire (Tue, Feb 25)
- OGE Energy Corp. announces dividend, appoints Treasurer PR Newswire (Wed, Feb 12)
- OGE ENERGY CORP. Files SEC form 8-K, Results of Operations and Financial Condition, Other Events, Financial Statement EDGAR Online (Wed, Feb 5)
- OGE Energy Corp. expects to exceed the high end of 2013 guidance PR Newswire (Wed, Feb 5)
- Enable Midstream holds open season for additional crude oil gathering system in North Dakota PR Newswire (Mon, Feb 3)
- OGE Energy Corp. -- Moody's upgrades OGE Energy and Oklahoma Gas & Electric; Outlooks stable at Moody's (Fri, Jan 31)

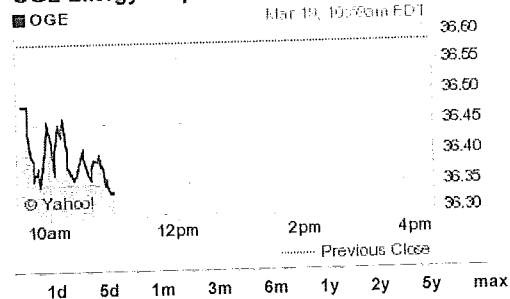
» More Headlines for OGE

Add OGE Headlines to My Yahoo!

Get the big picture on all your investments.

Sync your Yahoo portfolio now

OGE Energy Corporation Common S



customize chart

Safari Power Saver
Click to Start Flash Plug-in

with
AT&T U-verse®
High Speed Internet

People viewing OGE also viewed:
T DUK SO XOM ED OKE

Select your broker ▼

Compare Brokers

Comparison

Symbol	% Chg	Mkt Cap
OGE	↓0.63%	7.21B
CHK	↓0.55%	16.13B
ETR	↑0.72%	11.69B
OKE	↓0.20%	12.49B

Search Finance Sign In Web Mail

Enter Symbol Look Up

Wed, Mar 19, 2014, 11:00AM EDT - US Markets close in 4 hrs and 60 mins

Dow ↑0.08% Nasdaq ↓0.20%

Streaming

More On PNW

- QUOTES Summary Order Book Options Historical Prices

- CHARTS Interactive Basic Chart Basic Tech. Analysis

- NEWS & INFO Headlines Press Releases Company Events Message Boards Market Pulse

- COMPANY Profile Key Statistics SEC Filings Competitors Industry Components

- ANALYST COVERAGE Analyst Opinion Analyst Estimates Research Reports

- OWNERSHIP Major Holders Insider Transactions Insider Roster FINANCIALS Income Statement Balance Sheet Cash Flow



Pinnacle West Capital Corporation (PNW) - NYSE ★ Follow

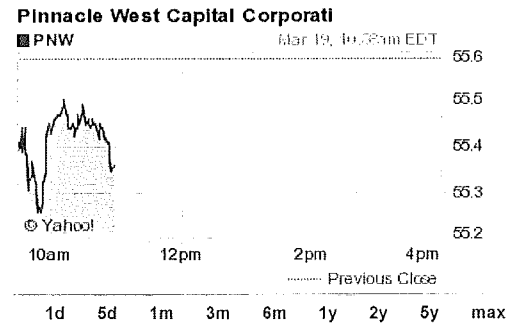
Get the big picture on all your investments.

55.38 ↓0.21 (0.38%) 10:59AM EDT - Nasdaq Real Time Price

Sync your Yahoo portfolio now

Table with 4 columns: Metric, Value, Metric, Value. Includes Prev Close, Open, Bid, Ask, 1y Target Est, Beta, Earnings Date, Day's Range, 52wk Range, Volume, Avg Vol (3m), Market Cap, P/E (ttm), EPS (ttm), Div & Yield.

Quotes delayed, except where indicated otherwise. Currency in USD.



customize chart

Headlines

- PINNACLE WEST CAPITAL CORP Files SEC form 8-K, Regulation FD Disclosure, Financial Statements and Exhibits EDGAR Online (Tue, Mar 18)
• Palo Verde Unit 2 Ranked as Top U.S. Generator for 2013 Business Wire (Mon, Mar 10)
• When Will Solar Be More Affordable Than Traditional Utilities? at Motley Fool (Thu, Mar 6)
• PINNACLE WEST CAPITAL CORP Financials EDGAR Online Financials (Thu, Feb 27)
• Pinnacle West Capital Management Discusses Q4 2013 Results - Earnings Call Transcript at Seeking Alpha (Fri, Feb 21)
• Q4 2013 and Full-Year Pinnacle West Capital Corporation Earnings Call scheduled for 11:00 am ET today CCBN (Fri, Feb 21)
• Pinnacle West Capital Corporation Discusses Q4 2013 Results (Webcast) at Seeking Alpha (Fri, Feb 21)
• Pinnacle West Beats Q4 Earnings & Revs Zacks (Fri, Feb 21)
• PINNACLE WEST CAPITAL CORP Files SEC form 8-K, Results of Operations and Financial Condition, Change in Directors or EDGAR Online (Fri, Feb 21)
• Pinnacle West Reports 2013 Fourth-Quarter and Full-Year Results Business Wire (Fri, Feb 21)
• Q4 2013 Pinnacle West Capital Corporation Earnings Release - Before Market Open CCBN (Fri, Feb 21)
• Pinnacle West Adds Two Members to Its Board of Directors Business Wire (Thu, Feb 20)
• The next disappointing report: Existing home sales at CNBC (Thu, Feb 20)
• PINNACLE WEST CAPITAL CORP Files SEC form 8-K, Regulation FD Disclosure, Financial Statements and Exhibits EDGAR Online (Mon, Feb 10)
• Residential Solar Facing Pushback From Utilities at Motley Fool (Sat, Feb 8)

» More Headlines for PNW

Add PNW Headlines to My Yahoo!

Safari Power Saver Click to Start Flash Plug-in jetBlue Book now

People viewing PNW also viewed: DUK SO AEP T VZ EXC

Select your broker ▼

Compare Brokers

Comparison

Table with 3 columns: Symbol, % Chg, Mkt Cap. Rows include PNW, SWX, UNS.

» More Competitors

Search Finance Sign In Web Mail

Enter Symbol Look Up

Wed, Mar 19, 2014, 11:00AM EDT - US Markets close in 4 hrs and 60 mins

Dow ↑0.07% Nasdaq ↓0.21%

Streaming



More On POR

- QUOTES
- Summary
- Order Book
- Options
- Historical Prices

CHARTS

- Interactive
- Basic Chart
- Basic Tech. Analysis

NEWS & INFO

- Headlines
- Press Releases
- Company Events
- Message Boards
- Market Pulse

COMPANY

- Profile
- Key Statistics
- SEC Filings
- Competitors
- Industry
- Components

ANALYST COVERAGE

- Analyst Opinion
- Analyst Estimates
- Research Reports

OWNERSHIP

- Major Holders
- Insider Transactions
- Insider Roster

FINANCIALS

- Income Statement
- Balance Sheet
- Cash Flow

Portland General Electric Company (POR) - NYSE ★ Follow

32.71 ↑0.11 (0.34%) 11:00AM EDT - Nasdaq Real Time Price

Prev Close:	32.60	Day's Range:	32.52 - 32.74
Open:	32.64	52wk Range:	27.57 - 33.26
Bid:	32.69 x 300	Volume:	57,236
Ask:	32.71 x 500	Avg Vol (3m):	542,173
1y Target Est:	33.30	Market Cap:	2.55B
Beta:	0.44	P/E (ttm):	24.22
Earnings Date:	Apr 28 - May 2 (Est.)	EPS (ttm):	1.35
		Div & Yield:	1.10 (3.40%)

Quotes delayed, except where indicated otherwise. Currency in USD.

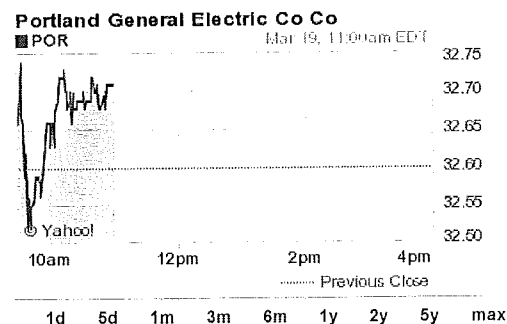
Headlines

- Closing Nuclear Power Plants Creates Extraordinary Profits for California Utility: Top Picks from Hugh Wynne, a Senior Research Analyst at Sanford C. Bernstein & Co., LLC Wall Street Transcript (Fri, Feb 28)
- Portland General Electric Blows Out EPS Forecasts at Investor's Business Daily (Thu, Feb 20)
- PORTLAND GENERAL ELECTRIC CO /OR/ Files SEC form 8-K, Change in Directors or Principal Officers EDGAR Online (Thu, Feb 20)
- Portland General Electric Declares Dividend Business Wire (Wed, Feb 19)
- PORTLAND GENERAL ELECTRIC CO /OR/ Financials EDGAR Online Financials (Wed, Feb 19)
- Portland General Electric Company CEO Discusses Q4 2013 Results - Earnings Call Transcript at Seeking Alpha (Fri, Feb 14)
- PORTLAND GEN ELEC CO Earnings Call scheduled for 11:00 am ET today CCBN (Fri, Feb 14)
- PORTLAND GENERAL ELECTRIC CO /OR/ Files SEC form 8-K, Results of Operations and Financial Condition, Regulation FD Disclosure EDGAR Online (Fri, Feb 14)
- Q4 2013 PORTLAND GEN ELEC CO Earnings Release - Before Market Open CCBN (Fri, Feb 14)
- PORTLAND GENERAL ELECTRIC CO /OR/ Files SEC form 10-K, Annual Report EDGAR Online (Fri, Feb 14)
- Portland General Electric Reports 2013 Financial Results and Initiates 2014 Earnings Guidance Business Wire (Fri, Feb 14)
- Portland General Electric Schedules Earnings Release and Conference Call for Friday, February 14 Business Wire (Tue, Jan 14)
- Ex-Dividend Reminder: POR, CVA and CM at Forbes (Thu, Dec 19)
- Portland General Electric (POR) Shares Cross Above 200 DMA at Forbes (Mon, Dec 9)
- PORTLAND GENERAL ELECTRIC CO /OR/ Files SEC form 8-K, Creation of a Direct Financial Obligation or an Obligation under EDGAR Online (Thu, Nov 21)

» More Headlines for POR

Get the big picture on all your investments.

Sync your Yahoo portfolio now



customize chart

Safari Power Saver
Click to Start Flash Plug-in

Book now

Select your broker ▼

Compare Brokers

Comparison

Symbol	% Chg	Mkt Cap
POR	↑0.31%	2.55B
AVA	↓0.07%	1.82B
IDA	↓0.84%	2.77B

» More Competitors

Key Statistics

Forward P/E (1 yr): 14.60

Search Finance Sign In Web all

Enter Symbol Look Up

Wed, Mar 19, 2014, 11:00AM EDT - US Markets close in 4 hrs and 60 mins

Streaming

Dow ↑0.07% Nasdaq ↓0.20%

More On SRE

QUOTES

Summary

Order Book

Options

Historical Prices

CHARTS

Interactive

Basic Chart

Basic Tech. Analysis

NEWS & INFO

Headlines

Press Releases

Company Events

Message Boards

Market Pulse

COMPANY

Profile

Key Statistics

SEC Filings

Competitors

Industry

Components

ANALYST COVERAGE

Analyst Opinion

Analyst Estimates

Research Reports

OWNERSHIP

Major Holders

Insider Transactions


Insider Roster

FINANCIALS

Income Statement

Balance Sheet

Cash Flow



Sempra Energy (SRE) - NYSE ★ Follow

96.66 ↑0.22 (0.23%) 11:00AM EDT - Nasdaq Real Time Price

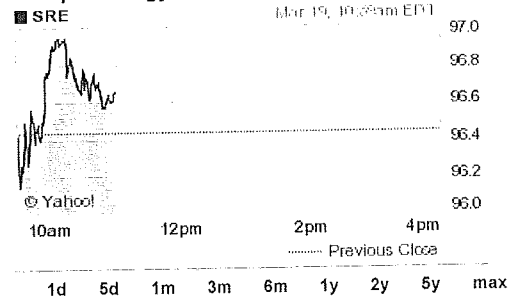
Prev Close:	96.44	Day's Range:	96.11 - 96.98
Open:	96.44	52wk Range:	77.49 - 96.98
Bid:	96.70 x 100	Volume:	217,600
Ask:	96.72 x 100	Avg Vol (3m):	1,300,600
1y Target Est:	99.21	Market Cap:	23.63B
Beta:	0.32	P/E (ttm):	24.11
Earnings Date:	Apr 28 - May 2 (Est.)	EPS (ttm):	4.01
		Div & Yield:	2.64 (2.70%)

Quotes delayed, except where indicated otherwise. Currency in USD.

Get the big picture on all your investments.

Sync your Yahoo portfolio now

Sempra Energy Common Stock



customize chart

Headlines

- Sempra Hits 52-Week High Zacks (Tue, Mar 18)
- CB&I and Chiyoda Awarded Contract for LNG Liquefaction and Export Facilities PR Newswire (Mon, Mar 17)
- Weekly 52-Week Highs Highlight: KMB, SRE, STO, WEC Gurufocus (Mon, Mar 17)
- California Utilities Cleared to Buy Power to Replace Nuclear at Bloomberg (Thu, Mar 13)
- Sempra Energy, AGL Said to Be Interested in Energen's Alagasco at Bloomberg (Thu, Mar 13)
- SoCalGas Issues \$250 Million of New 30-Year Bonds PR Newswire (Thu, Mar 13)
- Sempra Energy To Webcast Analyst Conference March 27 PR Newswire (Thu, Mar 13)
- T. Boone Pickens is Right, the U.S. Should Be Selfish with its Natural Gas at Motley Fool (Wed, Mar 12)
- European countries ask U.S. lawmakers to back more gas exports, The Hill says at theyonthehill.com (Tue, Mar 11)
- SoCalGas Reports Record Spending With Diverse Suppliers PR Newswire (Mon, Mar 10)
- SEMPRA ENERGY Financials EDGAR Online Financials (Thu, Mar 6)
- Ukraine crisis raising support for natural gas exports, Bloomberg says theyonthehill.com (Tue, Mar 4)
- Kern County Becoming Renewable Energy Hotspot With 1.4 Gigawatts of Solar Projects, an Industrial Info News Alert Marketwired (Tue, Mar 4)
- SDG&E Achieves Record Diverse Business Enterprise Spend In 2013 PR Newswire (Mon, Mar 3)
- Dennis Arriola Assumes Role as CEO of SoCalGas PR Newswire (Mon, Mar 3)

» More Headlines for SRE

Add SRE Headlines to My Yahoo!

Safari Power Saver
Click to Start Flash Plug-in



Select your broker ▼

Compare Brokers

Comparison

Symbol	% Chg	Mkt Cap
SRE	↑0.29%	23.63B
EIX	↑0.22%	17.18B
PCG	↑0.04%	20.38B

» More Competitors

Key Statistics

Forward P/E (1 yr): 19.94

Home Mail News Sports Finance Weather Games Groups Answers Screen Flickr Mobile More

Search Finance Sign In Web Mail

Finance Home My Portfolio Market Data Business & Finance Personal Finance Yahoo Originals CNBC


Enter Symbol Look Up

Wed, Mar 19, 2014, 11:01AM EDT - US Markets close in 4 hrs and 59 mins

Dow ↑0.08% Nasdaq ↓0.20%

Streaming

More On SO



QUOTES
Summary
Order Book
Options
Historical Prices

CHARTS
Interactive
Basic Chart
Basic Tech. Analysis

NEWS & INFO

Headlines
Press Releases
Company Events
Message Boards
Market Pulse

COMPANY

Profile
Key Statistics
SEC Filings
Competitors
Industry
Components

ANALYST COVERAGE

Analyst Opinion
Analyst Estimates
Research Reports

OWNERSHIP

Major Holders
Insider Transactions
Insider Roster

FINANCIALS

Income Statement
Balance Sheet
Cash Flow

Southern Company (SO) - NYSE ★ Follow

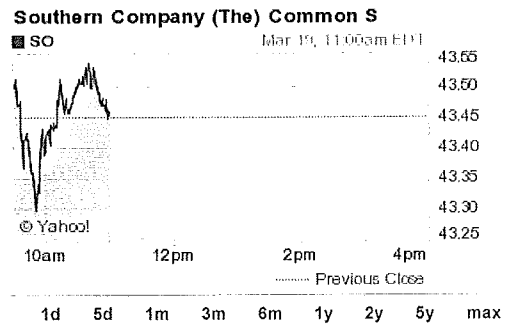
43.47 ↑ 0.02 (0.04%) 11:00AM EDT - Nasdaq Real Time Price

Prev Close:	43.45	Day's Range:	43.27 - 43.55
Open:	43.44	52wk Range:	40.03 - 48.74
Bid:	43.53 x 500	Volume:	775,382
Ask:	43.54 x 1700	Avg Vol (3m):	4,319,130
1y Target Est:	42.47	Market Cap:	38.60B
Beta:	0.02	P/E (ttm):	23.28
Earnings Date:	Apr 21 - Apr 25 (Est.)	EPS (ttm):	1.87
		Div & Yield:	2.03 (4.70%)

Quotes delayed, except where indicated otherwise. Currency in USD.

Get the big picture on all your investments.

Sync your Yahoo portfolio now



customize chart

Headlines

- Technology is Turning Coal Into an Environmental Good Guy at Motley Fool (Wed 10:51AM EDT)
- Southern Telecom announces partnership with HCB theflyonthewall.com (Tue, Mar 18)
- Southern Telecom® partnership with Henry County Broadband to enhance network connectivity PR Newswire (Tue, Mar 18)
- Is Southern Company's Debt Load a Cause For Concern? at Motley Fool (Mon, Mar 17)
- 10:53 am Southern subsidiary, Southern Nuclear, announced plant operators safely took Unit 1 of the Alvin W. Vogtle Electric Generating Plant offline on March 16, at 4 a.m. ET for a scheduled refueling and maintenance outage Briefing.com (Mon, Mar 17)
- Plant Vogtle Unit 1 begins planned refueling and maintenance outage PR Newswire (Mon, Mar 17)
- Will Southern's Dividends Keep Heading North? Morningstar (Fri, Mar 14)
- Electric-Grid Attack Fuels Sniper-Versus-Hacker Debate at Bloomberg (Fri, Mar 14)
- Electric-Grid Attack Fuels Sniper-Versus-Hacker Threat Debate Bloomberg (Fri, Mar 14)
- [video] No hurry to buy today's selloff: Cramer at CNBC (Thu, Mar 13)
- 2.2 million-pound CA20 module placed into Vogtle Unit 3 nuclear island PR Newswire (Mon, Mar 10)
- A Lower Risk Way To Invest In Utility Stocks at Seeking Alpha (Mon, Mar 10)
- Southern Company: Investors Sigh Of Relief at Seeking Alpha (Mon, Mar 10)
- Ice storm leaves 420,000 customers without power in Carolinas Reuters (Fri, Mar 7)
- How The Weather Channel Became the Nation's Unofficial Namer of Winter Storms at BusinessWeek (Fri, Mar 7)

» More Headlines for SO

Safari Power Saver
Click to Start Flash Plug-in

with
AT&T U-verse
High Speed Internet

People viewing SO also viewed:
DUK AEP EXC ED VZ T

Select your broker ▼

Compare Brokers

Comparison

Symbol	% Chg	Mkt Cap
SO	↑0.04%	38.60B
CNP	↓0.67%	10.25B
ETR	↑0.74%	11.69B
NEE	↓0.23%	41.03B

Search Finance Sign In Web Mail

Enter Symbol Look Up

Wed, Mar 19, 2014, 11:01AM EDT - US Markets close in 4 hrs and 59 mins

Dow ↑0.07% Nasdaq ↓0.19%

More On TE

- QUOTES
- Summary
- Order Book
- Options
- Historical Prices

CHARTS

- Interactive
- Basic Chart
- Basic Tech. Analysis

NEWS & INFO

- Headlines
- Press Releases
- Company Events
- Message Boards
- Market Pulse

COMPANY

- Profile
- Key Statistics
- SEC Filings
- Competitors
- Industry
- Components

ANALYST COVERAGE


- Analyst Opinion
- Analyst Estimates
- Research Reports

OWNERSHIP

- Major Holders
- Insider Transactions
- Insider Roster

FINANCIALS

- Income Statement
- Balance Sheet
- Cash Flow



TECO Energy, Inc. (TE) - NYSE ★ Follow

17.02 ↓0.03 (0.18%) 11:01AM EDT - Nasdaq Real Time Price

Prev Close:	17.05	Day's Range:	16.99 - 17.10
Open:	17.06	52wk Range:	16.12 - 19.22
Bid:	17.04 x 4200	Volume:	171,653
Ask:	17.05 x 4200	Avg Vol (3m):	2,409,440
1y Target Est:	16.98	Market Cap:	3.71B
Beta:	0.61	P/E (ttm):	18.59
Earnings Date:	Apr 28 - May 2 (Est.)	EPS (ttm):	0.92
		Div & Yield:	0.88 (5.20%)

Quotes delayed, except where indicated otherwise. Currency in USD.

Headlines

- TECO ENERGY INC Financials [EDGAR Online Financials](#) (Thu, Mar 6)
- TECO ENERGY INC Files SEC form 10-K, Annual Report [EDGAR Online](#) (Fri, Feb 28)
- Timeline: Men's Wearhouse and Jos. A. Bank's tux-of-war [Reuters](#) (Mon, Feb 24)
- 3 Hold-Rated Dividend Stocks: PMT, TE, BMO at [TheStreet](#) (Wed, Feb 19)
- TECO Energy, Inc. -- Moody's upgrades TECO Energy to Baa1 from Baa2 and Tampa Electric Company to A2 from A3; rating outlooks stable at [Moody's](#) (Thu, Jan 30)
- TECO Energy Management Discusses Q4 2013 Results - Earnings Call Transcript at [Seeking Alpha](#) (Thu, Jan 30)
- TECO Energy Meets Q4 Earnings Ests [Zacks](#) (Thu, Jan 30)
- TECO Energy Beats Q4 Estimates, but 2014 Guidance Fails to Impress at [Motley Fool](#) (Thu, Jan 30)
- TECO Energy Inc. Earnings Call scheduled for 10:00 am ET today [CCBN](#) (Thu, Jan 30)
- Q4 2013 Teco Energy Inc Earnings Conference call (Webcast) at [Seeking Alpha](#) (Thu, Jan 30)
- TECO ENERGY INC Files SEC form 8-K, Results of Operations and Financial Condition, Financial Statements and Exhibits [EDGAR Online](#) (Thu, Jan 30)
- TECO Energy sees Teco Coal with positive cash flow in FY14 [theflyonthewall.com](#) (Thu, Jan 30)
- TECO Energy Declares Dividend for 2014 [Business Wire](#) (Thu, Jan 30)
- TECO Energy Reports Fourth-Quarter Results [Business Wire](#) (Thu, Jan 30)
- Q4 2013 TECO Energy Inc. Earnings Release - Before Market Open [CCBN](#) (Thu, Jan 30)

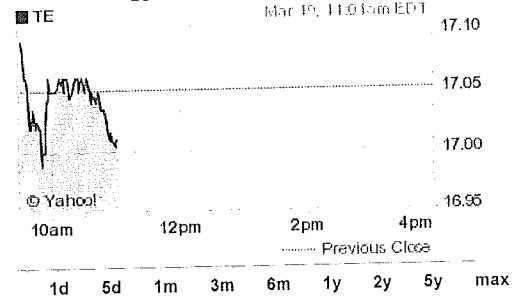
» More Headlines for TE

Add TE Headlines to My Yahoo!

Get the big picture on all your investments.

Sync your Yahoo portfolio now

TECO Energy, Inc. Common Stock



customize chart

YAHOO! NEWS with **Katie Couric**

INTERVIEW WITH **MICHAEL BLOOMBERG**

▶ Watch now

People viewing TE also viewed: DUK T PPL EXC AEP SO

Select your broker ▼

Compare Brokers

Comparison

Symbol	% Chg	Mkt Cap
TE	↓0.18%	3.71B
NEE	↓0.23%	41.03B
SO	↑0.19%	38.60B

» More Competitors

Search Finance Sign In Web Mail

Wed, Mar 19, 2014, 11:01AM EDT - US Markets close in 4 hrs and 59 mins

Enter Symbol Look Up

Dow ↑0.07% Nasdaq ↓0.18%

More On WR

- QUOTES
- Summary
- Order Book
- Options
- Historical Prices

- CHARTS
- Interactive
- Basic Chart
- Basic Tech. Analysis

- NEWS & INFO
- Headlines
- Press Releases

- Company Events
- Message Boards
- Market Pulse

- COMPANY
- Profile
- Key Statistics
- SEC Filings
- Competitors
- Industry
- Components

- ANALYST COVERAGE
- Analyst Opinion
- Analyst Estimates
- Research Reports

- OWNERSHIP
- Major Holders
- Insider Transactions
- Insider Roster

- FINANCIALS
- Income Statement
- Balance Sheet
- Cash Flow



Safari Power Saver
Click to Start
Flash Plug-in



Get the big picture on all your investments.

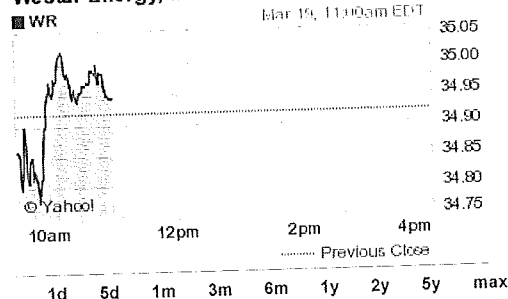
Sync your Yahoo portfolio now

Westar Energy, Inc. (WR) - NYSE ★ Follow

34.96 ↑0.04 (0.10%) 11:01AM EDT - Nasdaq Real Time Price

Prev Close:	34.92	Day's Range:	34.77 - 35.01
Open:	34.87	52wk Range:	29.79 - 35.24
Bid:	34.97 x 900	Volume:	160,558
Ask:	34.98 x 200	Avg Vol (3m):	881,695
1y Target Est:	35.60	Market Cap:	4.50B
Beta:	0.27	P/E (ttm):	15.41
Earnings Date:	May 5 - May 9 (Est.)	EPS (ttm):	2.27
		Div & Yield:	1.40 (4.10%)

Westar Energy, Inc. Common Stock



Quotes delayed, except where indicated otherwise. Currency in USD.

Headlines

- Westar Energy: A Solid Company With A Generous Dividend - Selling At A Discount at Seeking Alpha (Sun, Mar 16)
- Use Options For A Chance To Buy WR At A 11% Discount at TheStreet (Mon, Mar 10)
- Insider Trading Alert - HBI, LII And WR Traded By Insiders at TheStreet (Thu, Mar 6)
- Buffett's Hunt for Power Sets Wisconsin Energy in His Sights: Real M&A Bloomberg (Tue, Mar 4)
- WESTAR ENERGY INC /KS Financials EDGAR Online Financials (Tue, Mar 4)
- Buffett Power Hunt May Target Wisconsin Energy: Real M&A at Bloomberg (Mon, Mar 3)
- Westar Energy downgraded by Barclays Briefing.com (Fri, Feb 28)
- Westar Energy's CEO Discusses Q4 2013 Results - Earnings Call Transcript at Seeking Alpha (Thu, Feb 27)
- Westar Energy, Inc. Earnings Call scheduled for 10:00 am ET today CCBN (Thu, Feb 27)
- WESTAR ENERGY INC /KS Files SEC form 8-K, Results of Operations and Financial Condition, Financial Statements and Exh EDGAR Online (Wed, Feb 26)
- WESTAR ENERGY INC /KS Files SEC form 10-K, Annual Report EDGAR Online (Wed, Feb 26)
- Westar Energy, Inc. announces 2013 results Thomson Reuters ONE (Wed, Feb 26)
- Q4 2013 Westar Energy, Inc. Earnings Release - After Market Close CCBN (Wed, Feb 26)
- Use Options For A Chance To Buy WR At A 10% Discount at TheStreet (Fri, Feb 7)
- Wamego (City of) KS -- Moody's upgrades Westar Energy and Kansas Gas & Electric to Baa1 from Baa2; outlooks are stable at Moody's (Fri, Jan 31)

» More Headlines for WR

Add WR Headlines to My Yahoo!

Safari Power Saver
Click to Start Flash Plug-in

THE DEALS YOU LOVE. ANY WAY YOU WANT THEM.

Go now jetBlue

Select your broker ▼

Compare Brokers

Key Statistics

Forward P/E (1 yr):	14.88
P/S (ttm):	1.90
Ex-Dividend Date:	06-Mar-14
» More Key Statistics	

Analysts

Annual EPS Est (Dec-14):	2.33
Quarterly EPS Est (Mar-14):	0.44
Mean Recommendation:	2.5

Search Finance Sign In Web Mail

Enter Symbol Look Up

Wed, Mar 19, 2014, 11:01AM EDT - US Markets close in 4 hrs and 59 mins

Dow ↑0.09% Nasdaq ↓0.16%

Streaming



More On WEC

- QUOTES
- Summary
- Order Book
- Options
- Historical Prices

- CHARTS
- Interactive
- Basic Chart
- Basic Tech. Analysis

- NEWS & INFO
- Headlines
- Press Releases
- Company Events
- Message Boards
- Market Pulse

- COMPANY
- Profile
- Key Statistics
- SEC Filings
- Competitors
- Industry
- Components

- ANALYST COVERAGE
- Analyst Opinion
- Analyst Estimates
- Research Reports
- OWNERSHIP
- Major Holders
- Insider Transactions
- Insider Roster
- FINANCIALS
- Income Statement
- Balance Sheet
- Cash Flow

Wisconsin Energy Corp. (WEC) - NYSE ★ Follow

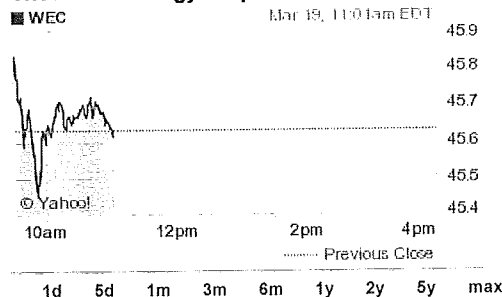
45.65 ↑0.02 (0.04%) 11:01AM EDT - Nasdaq Real Time Price

Get the big picture on all your investments.

Sync your Yahoo portfolio now

Prev Close:	45.63	Day's Range:	45.45 - 45.84
Open:	45.63	52wk Range:	39.04 - 45.92
Bid:	45.68 x 500	Volume:	154,503
Ask:	45.69 x 300	Avg Vol (3m):	1,601,040
1y Target Est:	44.23	Market Cap:	10.31B
Beta:	0.18	P/E (ttm):	18.21
Next Earnings Date:	30-Apr-14	EPS (ttm):	2.51
		Div & Yield:	1.56 (3.40%)

Wisconsin Energy Corporation Co



Quotes delayed, except where indicated otherwise. Currency in USD.

customize chart

Headlines

- Bulls plug into Wisconsin Energy optionMONSTER (Tue, Mar 18)
- Wisconsin Energy Touches 52-Week High Zacks (Tue, Mar 18)
- Weekly 52-Week Highs Highlight: KMB, SRE, STO, WEC (Mon, Mar 17)
- WISCONSIN ENERGY CORP Financials EDGAR Online Financials (Thu, Mar 6)
- Buffett's Hunt for Power Sets Wisconsin Energy in His Sights: Real M&A Bloomberg (Tue, Mar 4)
- WISCONSIN ENERGY CORP Files SEC form 8-K, Regulation FD Disclosure, Financial Statements and Exhibits EDGAR Online (Fri, Feb 28)
- WISCONSIN ENERGY CORP Files SEC form 10-K, Annual Report EDGAR Online (Thu, Feb 27)
- The President and Chief Executive Officer of CMS Energy and its Principal Subsidiary, Consumers Energy (CMS) Interviews with the Wall Street Transcript Wall Street Transcript (Wed, Feb 19)
- WISCONSIN ENERGY CORP Files SEC form 8-K, Regulation FD Disclosure, Financial Statements and Exhibits EDGAR Online (Mon, Feb 10)
- Wisconsin Energy Management Discusses Q4 2013 Results - Earnings Call Transcript at Seeking Alpha (Thu, Feb 6)
- Year-end 2013 Wisconsin Energy Corporation Earnings Call scheduled for 2:00 pm ET today ccbn (Thu, Feb 6)
- Q4 2013 Wisconsin Energy Corp Earnings Conference call (Webcast) at Seeking Alpha (Thu, Feb 6)
- Wisconsin Energy Beats on Earnings Zacks (Thu, Feb 6)
- WISCONSIN ENERGY CORP Files SEC form 8-K, Results of Operations and Financial Condition EDGAR Online (Thu, Feb 6)
- Q4 2013 Wisconsin Energy Corporation Earnings Release - 07:00 am ET ccbn (Thu, Feb 6)

» More Headlines for WEC

Add WEC Headlines to My Yahoo!

Safari Power Saver
Click to Start Flash Plug-in

with
AT&T U-verse[®]
High Speed Internet

People viewing WEC also viewed:
SO DUK T ED JNJ KO

Select your broker ▼

Compare Brokers

Key Statistics

Forward P/E (1 yr):	16.86
P/S (ttm):	2.28
Ex-Dividend Date:	12-Feb-14

» More Key Statistics

Analysts

Search Finance Sign In Web Mail

Enter Symbol Look Up

Wed, Mar 19, 2014, 11:02AM EDT - US Markets close in 4 hrs and 58 mins

Dow ↑0.09% Nasdaq ↓0.15%

More On XEL

- QUOTES
Summary
Order Book
Options
Historical Prices

CHARTS
Interactive

- Basic Chart
Basic Tech. Analysis

NEWS & INFO

- Headlines
Press Releases
Company Events
Message Boards
Market Pulse

COMPANY

- Profile
Key Statistics
SEC Filings
Competitors
Industry
Components

ANALYST COVERAGE

- Analyst Opinion
Analyst Estimates
Research Reports

OWNERSHIP

- Major Holders
Insider Transactions
Insider Roster

FINANCIALS

- Income Statement
Balance Sheet
Cash Flow



Xcel Energy Inc. (XEL) - NYSE ★ Follow

30.42 ↑0.03 (0.10%) 11:02AM EDT - Nasdaq Real Time Price

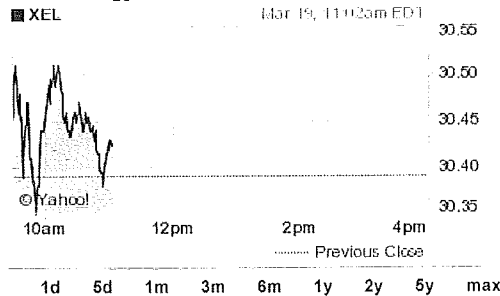
Get the big picture on all your investments.

Sync your Yahoo portfolio now

Table with 4 columns: Metric, Value, Metric, Value. Includes Prev Close (30.39), Day's Range (30.34 - 30.52), Open (30.39), 52wk Range (26.90 - 31.79), Bid (30.43 x 1000), Volume (719,945), Ask (30.44 x 3000), Avg Vol (3m) (2,722,560), 1y Target Est (30.57), Market Cap (15.16B), Beta (0.15), P/E (ttm) (15.93), Earnings Date (Apr 28 - May 2 Est.), EPS (ttm) (1.91), Div & Yield (1.20 (3.90%)).

Quotes delayed, except where indicated otherwise. Currency in USD.

Xcel Energy Inc. Common Stock



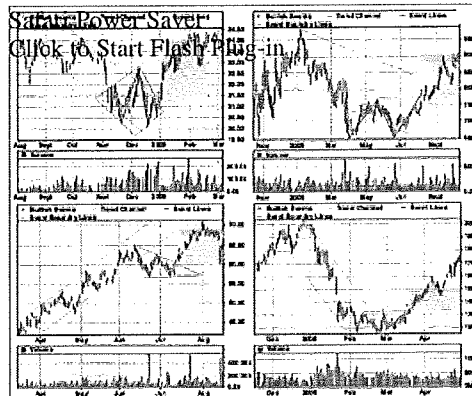
customize chart

Headlines

- Barbarian At The Gate: Xcel Energy (XEL) at TheStreet (Thu, Mar 13)
Contentious solar energy issue raised in Colorado AP (Wed, Mar 12)
Xcel Energy's Renewable Development Fund Awards \$42 Million To Projects Benefiting Minnesota Customers Business Wire (Tue, Mar 11)
These Utilities are Cleaning up their Acts at Motley Fool (Mon, Mar 10)
ModernGraham Quarterly Valuation Of Xcel Energy at Seeking Alpha (Fri, Mar 7)
Xcel Energy to Boost Solar Capacity Zacks (Tue, Mar 4)
U.S. Midwest, Texas grid operators end calls for power conservation Reuters (Tue, Mar 4)
Xcel Plans to Add 150 Megawatts of Solar to Meet State Mandate at Bloomberg (Mon, Mar 3)
Xcel Energy plans to boost solar energy resources by up to 150 MW by 2016 at theflyonthewall.com (Mon, Mar 3)
Xcel Energy Announces Plan to Significantly Boost Solar Energy Resources Through Large-Scale Projects Business Wire (Mon, Mar 3)
XCEL ENERGY INC Files SEC form 8-K, Regulation FD Disclosure EDGAR Online (Fri, Feb 28)
XCEL ENERGY INC Financials EDGAR Online Financials (Thu, Feb 27)
XCEL ENERGY INC Files SEC form 8-K, Regulation FD Disclosure EDGAR Online (Mon, Feb 24)
Is Xcel Energy (XEL) Ready to Breakout? Zacks (Mon, Feb 24)
New PJM Bal Day Application Manages Trader Price Risks in Extremely Volatile Energy Market, an Industrial Info News Alert Marketwired (Mon, Feb 24)

» More Headlines for XEL

Add XEL Headlines to My Yahoo!



People viewing XEL also viewed: DUK T SO VZ GE AEP

Select your broker

Compare Brokers

Key Statistics

Table with 2 columns: Metric, Value. Includes Forward P/E (1 yr): 14.56, P/S (ttm): 1.39, Ex-Dividend Date: 18-Mar-14.

» More Key Statistics

Analysts

Press Releases